


P.FORTY —

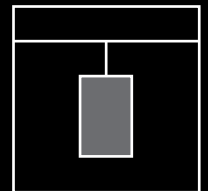
 planlicht




p.forty




Surface



Pendant




Wall



Recessed



Systems



Track

p.forty

LIGHTING TECHNOLOGY


MEETS EYE COMFORT



P.FORTY - LIGHTING TECHNOLOGY MEETS EYE COMFORT

Projekt: IGZ Campus Falkenberg | Deutschland
Foto: © David Franck, Ostfildern | Architekten: J. Mayer H. und Partner, Architekten MBB

Project: IGZ Campus Falkenberg | Germany
Photo: © David Franck, Ostfildern | Architects: J. Mayer H. und Partner, Architekten MBB





VERSCHIEDENE DIFFUSOREN

Opal-Diffusor, Mikroprisma, Extra-Comfort, Jet black & Light, satiné und asymmetrische Abdeckung.

Different covers



DIREKT / INDIREKTE BELEUCHTUNG

Optionale indirekte Beleuchtung im schlanken Produkt-Design.

Direct / indirect lighting



HOHER SEHKOMFORT

Ideale Beleuchtung und homogene Beleuchtung.

Comfort plus



SPOTLIGHT & DOWNLIGHT INSETS

anto+, zenit S & zenit XXS insets verfügbar

Available insets

DYNAMISCHES WEISS

Human Centric Lighting mit einstellbarem Weißton von 2700 bis 6500 Kelvin.

Dynamic White

INTEGRIERTER SENSOR (OPTIONAL)

Integrierte Tageslicht- und Bewegungssensoren verfügbar.

Sensor (optional)

NOTLICHT

Erhältlich mit batteriebetriebener Notbeleuchtung im Falle eines Stromausfalls

Emergency light

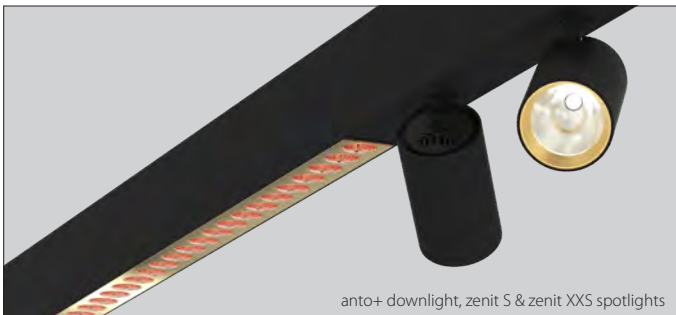
INDIVIDUELLE FARBEN

Gehäuse, Einsätze und Stromkabel sind in verschiedenen Farben erhältlich.


Individual colours




INSETS




P.FORTY.QUIET



VERSCHIEDENE MONTAGEARTEN | VARIOUS MOUNTING TYPES



BAP LOUVRES



P. FORTY BAP-RASTER

P. FORTY BAP LOUVRE

P.FORTY BAP | TECHNISCHE EXZELLENZ FÜR OPTIMALE ARBEITSBELEUCHTUNG

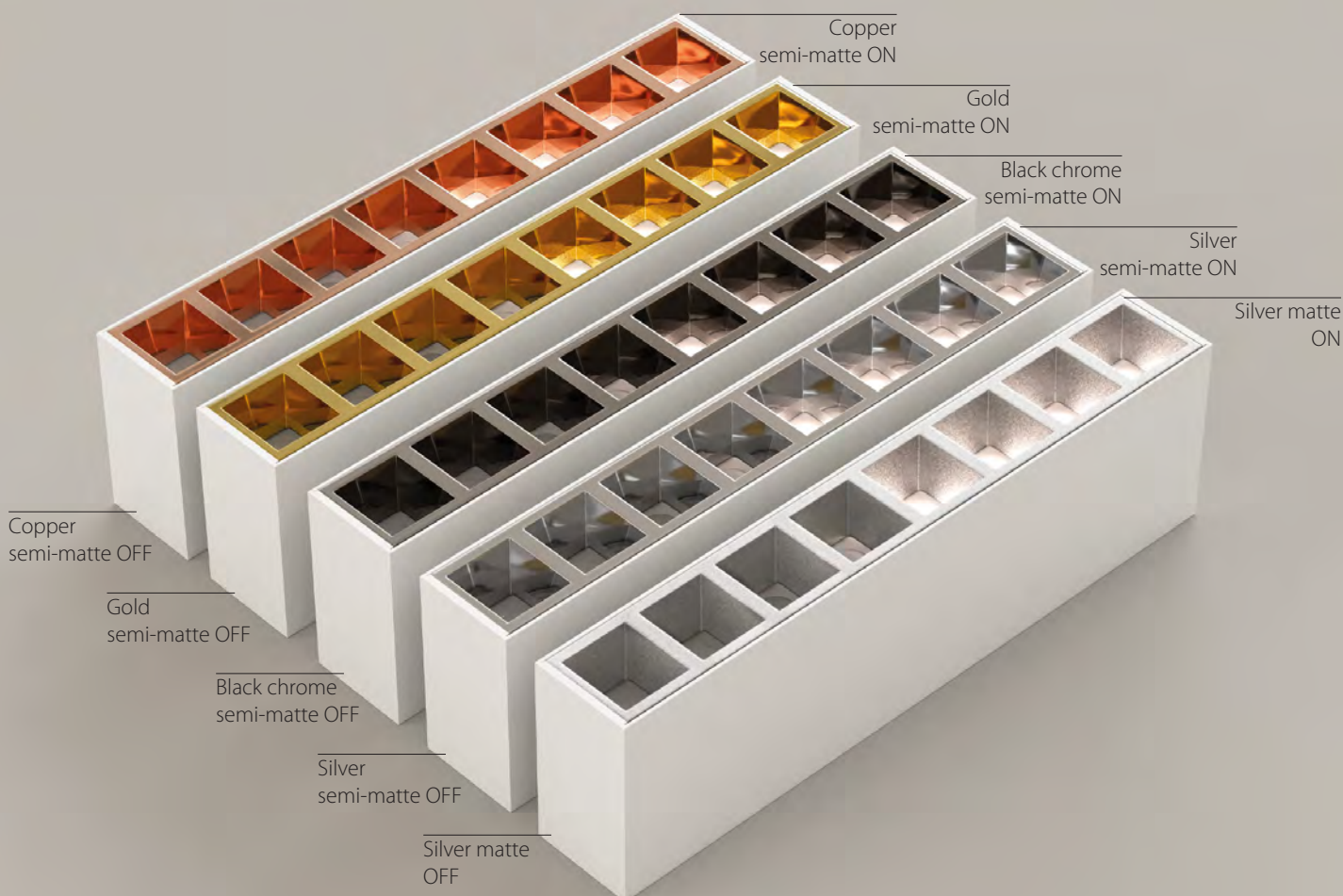
Der BAP-Raster (Bildschirm-Arbeitsplatz) der p.forty Leuchte setzt in puncto Effizienz und Entblendung neue Maßstäbe. Durch die innovative Kombination aus präzisen Linsen und Reflektoren Wird eine exzellente Lichtverteilung erreicht, die Blendfreiheit und gleichmäßige Ausleuchtung auf höchstem Niveau garantiert.


So schafft die Leuchte optimale Bedingungen für eine komfortable, produktivitätsfördernde und normgerechte Arbeitsumgebung.

DESIGN UND FARBVIELFALT FÜR DAS OFFICE

Der Raster der p.forty BAP ist in fünf eleganten Farbvarianten erhältlich: Copper semi-matte, Gold semi-matte, Black chrome semi-matte, Silver semi-matte und Silver matte.

Durch die Verbindung von Ästhetik und Funktionalität fügt sich die Leuchte mühelos in anspruchsvolle Designkonzepte ein und unterstreicht gleichzeitig ihren hohen technischen Anspruch.





P.FORTY BAP | TECHNICAL EXCELLENCE FOR OPTIMAL WORKPLACE LIGHTING

The BAP louvre (for screen-based Workstations) of the p.forty luminaire sets new standards in terms of efficiency and glare control. By combining innovative lenses and reflectors, it achieves excellent light distribution, ensuring glare-free and uniform illumination at the highest level.

This creates optimal conditions for a comfortable, productivity-boosting, and standards-compliant Work environment.

DESIGN AND COLOUR DIVERSITY FOR THE OFFICE

The louvre of the p.forty BAP is available in five elegant colour options: Copper semi-matte, Gold semi-matte, Black chrome semi-matte, Silver semi-matte, and Silver matte.

By combining aesthetics With functionality, the luminaire seamlessly integrates into sophisticated design concepts While underscoring its high technical standards.

P.FORTY PROJEKTE
P.FORTY PROJECTS




IGZ CAMPUS FALKENBERG | DEUTSCHLAND

Produkt: p.forty
Foto: © David Franck, Ostfildern |
Architekten: J. Mayer H. und Partner, Architekten MBB

IGZ CAMPUS FALKENBERG | GERMANY

Produkt: p.forty
Photo: © David Franck, Ostfildern |
Architects: J. Mayer H. und Partner, Architekten MBB






IGZ CAMPUS FALKENBERG | DEUTSCHLAND

Produkt: p.forty
Foto: © David Franck, Ostfildern |
Architekten: J. Mayer H. und Partner, Architekten MBB

IGZ CAMPUS FALKENBERG | GERMANY

Produkt: p.forty
Photo: © David Franck, Ostfildern |
Architects: J. Mayer H. und Partner, Architects MBB





NUOVI UFFICI GIOBERT SPA RIVOLI | ITALIEN

Produkte: p.forty, anto+ insets

NUOVI UFFICI GIOBERT SPA RIVOLI | ITALY

Products: p.forty, anto+ insets



UNITED BANKERS | FINNLAND

Produkte: p.forty, anto+ insets

UNITED BANKERS | FINLAND

Products: p.forty, anto+ insets



BILDUNGSZENTRUM TERFENS | ÖSTERREICH

Produkt: p.forty
Foto: © Christian Flatscher | Architekten: Heinlein Zierl Architekten

BILDUNGSZENTRUM TERFENS | AUSTRIA

Product: p.forty
Photo: © Christian Flatscher | Architects: Heinlein Zierl Architekten



1 SIZE

		BAP	
574 mm	057	567 mm	056
854 mm	085	847 mm	084
1134 mm	113	1127 mm	112
1414 mm	141	1407 mm	140
1694 mm	169	1687 mm	168
2254 mm	225	2247 mm	224
2818 mm	281	2807 mm	280
3378 mm	337	3367 mm	336
4498 mm	449	4487 mm	448

2 COLOUR

	silver	9006
	white	9016
	black	9005
	RAL of your choice	

3 PROFILE HEIGHT

70 mm (p.forty seven)	0
82 mm	1

4 LED

	3000 K, CRI > 80 (not BAP)	830
	4000 K, CRI > 80 (not BAP)	840
	3000 K, CRI > 90	930
	4000 K, CRI > 90	940
	2700-6500 K, dynamicWhite, CRI > 90	HCL

5 OUTPUT/CONTROL

	low output non-dim	L1
	low output DALI	L3
	high output DALI	H3
	dynamicWhite	X3

6 OPTIC

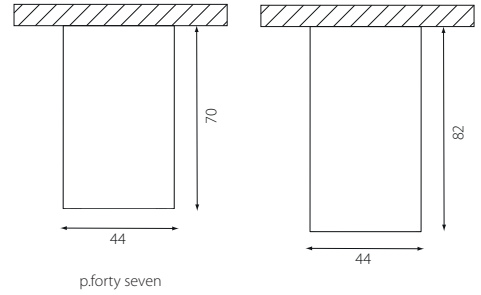
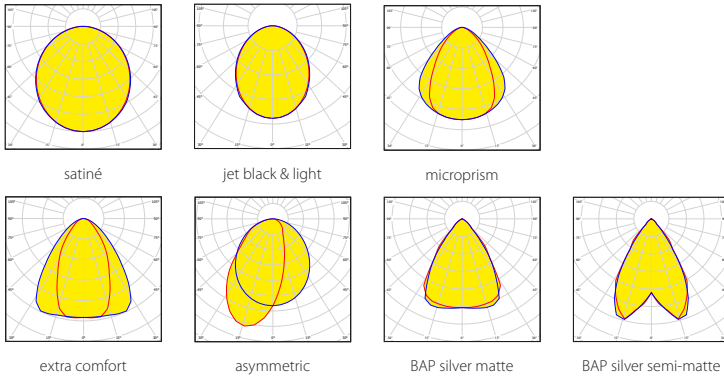
		BAP	
satiné	S	silver matte*	P
jet black & light	J	silver semi-matte*	3
microprism*	M	gold semi-matte*	2
asymmetric extra comfort microprism* (low output only)	A	copper semi-matte*	4
	E	black chrome semi-matte*	1

* UGR-optimised, configure online

P40A **1-2C3456**

P40A141-9016C1840H3S 1414 mm, White, IP20, height 82 mm, 4000 K, CRI > 80, high output DALI, satiné (order sample)

► Configure online on KATALOG.PLANLICHT.COM



LUMINOUS FLUX (LM) / SYSTEM POWER (W), CRI > 90

4000K satiné	low output	high output	dynamicWhite		p.forty seven
574 mm	879lm / 7,9W	1424lm / 12W	1260lm / 13,4W	1,2kg	1,1 kg
854 mm	1355lm / 11,4W	2206lm / 17,6W	1951lm / 18,6W	1,6kg	1,5 kg
1134 mm	1829lm / 14,7W	2983lm / 23W	2639lm / 23,7W	2,1 kg	1,9 kg
1414 mm	2303lm / 17,3W	3758lm / 28,4W	3324lm / 28,5W	2,6 kg	2,4 kg
1694 mm	2775lm / 20,2W	4529lm / 33,3W	4005lm / 33,8W	3,1 kg	2,8 kg
2254 mm	3716lm / 26,3W	6060lm / 43,5W	5360lm / 44,2W	3,9kg	3,5 kg
2818 mm	4652lm / 34,4W	7577lm / 65,6W	6702lm / 57W	5,1 kg	4,7 kg
3378 mm	5584lm / 40,3W	9081lm / 66,5W	8032lm / 67,5W	6,0kg	5,4 kg
4498 mm	7435lm / 52,6W	12047lm / 86,8W	10655lm / 88,3W	7,7kg	7,0 kg

(based on optic S, DALI)

COMPARE COVER, CRI > 90

4000 K 1414 mm	low output	high output	dynamicWhite
satiné	2303lm	3758lm	3324lm
jet black & light	718lm	1171lm	1036lm
microprism*	2314lm	3777lm	3340lm
extra comfort	2183lm	-	-
asymmetric	1910lm	3349lm	2962lm

COMPARE LIGHT COLOUR 1414 MM, SATINÉ), CRI > 90

4000K	2303lm
3000K	2182lm

LUMINOUS FLUX (LM) / SYSTEM POWER (W), CRI > 90

4000K BAP silver matte	low output	high output	dynamicWhite		p.forty seven
567 mm	941lm / 7,8W	1797lm / 13,8W	1592lm / 15,9W	1,1 kg	1,0 kg
847 mm	1412lm / 11,3W	2695lm / 20,2W	2389lm / 22,1W	1,6kg	1,4 kg
1127 mm	1882lm / 14,7W	3594lm / 26,6W	3185lm / 28,2W	2,0kg	1,8 kg
1407 mm	2353lm / 17,3W	4492lm / 32,8W	3981lm / 34,7W	2,5kg	2,3 kg
1687 mm	2823lm / 20,3W	5391lm / 38,6W	4777lm / 41,1W	2,9kg	2,6 kg
2247 mm	3765lm / 26,4W	7188lm / 50,4W	6369lm / 53,6W	3,8kg	3,4 kg
2807 mm	4706lm / 34,6W	8985lm / 65,7W	7962lm / 69,3W	4,9kg	4,5 kg
3367 mm	5647lm / 40,5W	10782lm / 77,1W	9554lm / 82,2W	5,7kg	5,2 kg
4487 mm	7059lm / 52,8W	13477lm / 100,8W	11943lm / 107,2W	7,5kg	6,7 kg

(based on DALI)


COMPARE COVER BAP, CRI > 90

4000 K 1407 mm	low output	high output	dynamicWhite
black chrome semi-matte	1906lm	3639lm	3225lm
gold semi-matte	2374lm	4533lm	4017lm
silver semi-matte	2487lm	4749lm	4209lm
copper semi-matte	2365lm	4515lm	4001lm
silver matte	2353lm	4492lm	3981lm

COMPARE LIGHT COLOUR 1407 MM, BAP SILVER MATTE, LOW OUTPUT

4000 K, CRI > 90	2353lm	-4,9%
3000 K, CRI > 90	2237lm	

P.FORTY BAP LOUVRE




*Der angegebene Lichtstrom bezieht sich auf die Leuchte mit klarer mikroprismatischer Abdeckung. Die Leuchte wird mit satiniertes Folie zur Erhöhung der Homogenität geliefert (-23% Lichtstrom).



The indicated luminous flux corresponds to the luminaire with a clear microprismatic diffuser. The luminaire is delivered with a satined-foil for increased homogeneity (-23% luminous flux).



Down to UGR ≤ 19 | up to 151 lm/W | up to 3393 lm/m | IEC 62471: Blue light hazard: RG 0 | DALI switchDIM






1 SIZE / SHAPE

-  Square (1170×1170 mm)
-  Hexagon (Ø 1200 mm)

11Q

12H

2 COLOUR

-  silver
-  white
-  black
-  RAL of your choice






9006

9016








9005



3 LED

-  3000 K, CRI > 80 **830**
-  4000 K, CRI > 80 **840**
-  3000 K, CRI > 90 **930**
-  4000 K, CRI > 90 **940**
-  2700-6500 K, dynamicWhite, CRI > 90 **HCL**

4 OUTPUT / CONTROL

-   low output non-dim
-   low output DALI
-   high output DALI
-  dynamicWhite



L1

L3

H3

X3

5 OPTIC

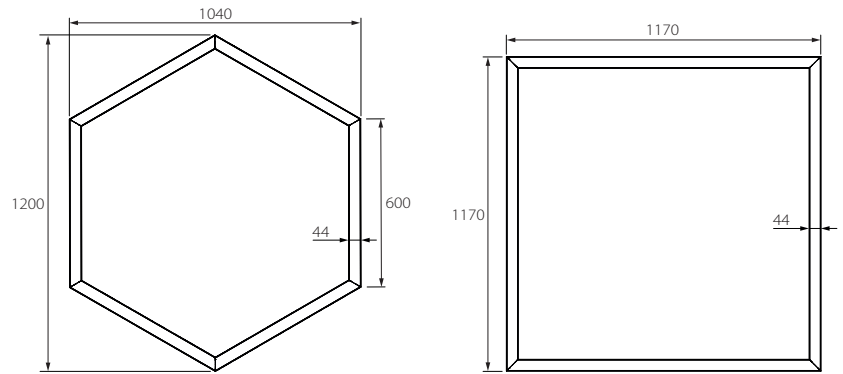
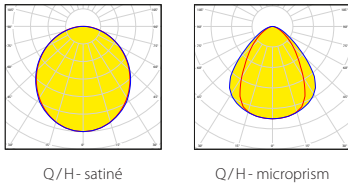
-  satiné **S**
-  microprism* **M**

* UGR-optimised, configure online


P40A **1-2C1345**

P40A11Q-9016C1840H3S square (1170×1170 mm), White, IP20, direct, 4000 K, CRI > 80, high output DALI, satiné (order sample)

► Configure online on [KATALOG.PLANLICHT.COM](https://www.katalog.planlicht.com)



LUMINOUS FLUX (LM) / SYSTEM POWER (W), CRI > 90

4000K satiné	low output	high output	dynamicWhite	
1170 x 1170 mm	7435 lm / 58,8W	12047 lm / 92W	10655 lm / 94,8W	9,2 kg
Ø 1200 mm	5584 lm / 47,4W	9081 lm / 72,2W	8032 lm / 80,7W	7,6 kg

(based on optic S, DALI)

COMPARE COVER

4000 K 1170 x 1170 mm	low output	high output	dynamicWhite
satiné	7435 lm	12047 lm	10655 lm
microprism*	7472 lm	12107 lm	10708 lm

COMPARE LIGHT COLOUR 1170 x 1170 MM, SATINÉ, CRI > 90

4000 K	7435 lm
3000 K	7046 lm

*Der angegebene Lichtstrom bezieht sich auf die Leuchte mit klarer mikroprismatischer Abdeckung. Die Leuchte wird mit satinierter Folie zur Erhöhung der Homogenität geliefert (-23% Lichtstrom).
The indicated luminous flux corresponds to the luminaire with a clear microprismatic diffuser. The luminaire is delivered with a satinized foil for increased homogeneity (-23% luminous flux).








Down to UGR ≤ 19 | up to 132 lm/W | IEC 62471: Blue light hazard: RG 0 | DALI switchDIM






1 SIZE

		BAP	
1134 mm	113	1127 mm	112
1414 mm	141	1407 mm	140
1694 mm	169	1687 mm	168
2254 mm	225	2247 mm	224
2818 mm	281	2807 mm	280
3378 mm	337	3367 mm	336
4498 mm	449	4487 mm	448






2 COLOUR

-  silver **9006**
-  white **9016**
-  black **9005**
-  RAL of your choice 





3 DIRECT / INDIRECT

-  direct p.forty seven (Profile height 70 mm) **0**
-  direct (DI) **1**
-  direct/indirect (DII) **2**

4 LED

-  3000 K, CRI > 80 (not BAP) **830**
-  4000 K, CRI > 80 (not BAP) **840**
-  3000 K, CRI > 90 **930**
-  4000 K, CRI > 90 **940**
-  2700 - 6500 K, dynamicWhite, CRI > 90 **HCL**

5 OUTPUT / CONTROL

-  low output non-dim **L1**
-  low output DALI **L3**
-  high output DALI **H3**
-  dynamicWhite **X3**

6 OPTIC

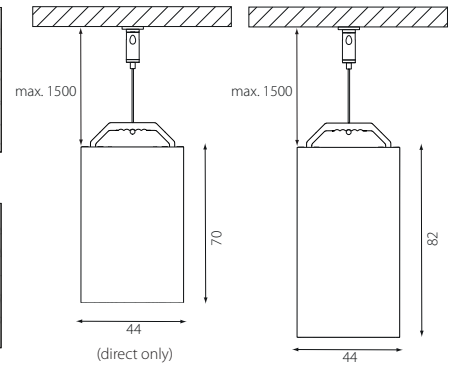
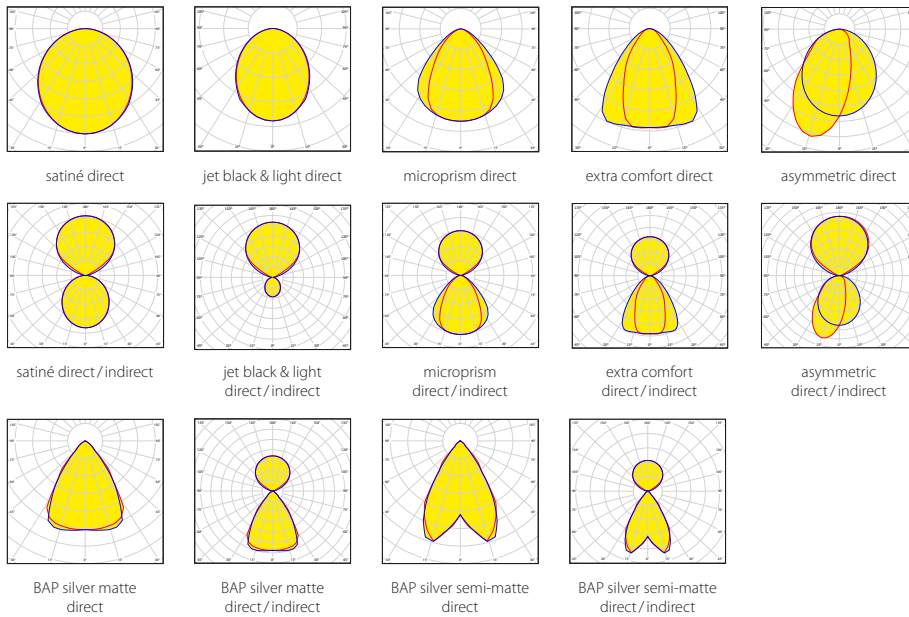
- | | BAP | |
|--|----------|-----------------------------------|
| satiné | S | silver matte* P |
| jet black & light | J | silver semi-matte* 3 |
| microprism* | M | gold semi-matte* 2 |
| asymmetric extra comfort microprism* (low output only) | A | copper semi-matte* 4 |
| | E | black chrome semi-matte* 1 |

* UGR-optimised, configure online

P40H **1-2C3456**

P40H141 - 9016C1840H35 1414 mm, White, IP 20, direct, 4000 K, CRI > 80, high output DALI, satiné (order sample)

► Configure online on KATALOG.PLANLICHT.COM



LUMINOUS FLUX (LM) / SYSTEM POWER (W), CRI > 90

4000K satiné	low output		high output		dynamicWhite		p.forty seven		
	DI	DI/ID	DI	DI/ID	DI	DI/ID	DI	DI/ID	
1134 mm	1829 lm / 14,7W	3824 lm / 25,5W	2983 lm / 23W	6210 lm / 42,2W	2639 lm / 23,7W	5493 lm / 42,9W	2,6 kg	3,0 kg	2,4 kg
1414 mm	2303 lm / 17,3W	4829 lm / 31,4W	3758 lm / 28,4W	7846 lm / 52,8W	3324 lm / 28,5W	6940 lm / 53,1W	3,1 kg	3,5 kg	2,9 kg
1694 mm	2775 lm / 20,2W	5833 lm / 37,4W	4529 lm / 33,3W	9477 lm / 62,2W	4005 lm / 33,8W	8382 lm / 63,2W	3,6 kg	4,0 kg	3,3 kg
2254 mm	3716 lm / 26,3W	7838 lm / 49,6W	6060 lm / 43,5W	12729 lm / 83,2W	5360 lm / 44,2W	11259 lm / 87W	4,4 kg	5,0 kg	4,0 kg
2818 mm	4652 lm / 34,4W	9838 lm / 63,4W	7577 lm / 56,6W	15968 lm / 106,8W	6702 lm / 57W	14123 lm / 107,4W	5,6 kg	6,6 kg	5,2 kg
3378 mm	5584 lm / 40,3W	11833 lm / 75,4W	9081 lm / 66,5W	19193 lm / 125,6W	8032 lm / 67,5W	16976 lm / 127,7W	6,5 kg	7,7 kg	5,9 kg
4498 mm	7435 lm / 52,6W	15812 lm / 99,9W	12047 lm / 86,8W	25601 lm / 167,5W	10655 lm / 88,3W	22643 lm / 175,2W	8,2 kg	9,7 kg	7,5 kg

(based on optic S, DALI)

COMPARE COVER, CRI > 90

4000 K 1414 mm	low output		high output		dynamicWhite	
	DI	DI/ID	DI	DI/ID	DI	DI/ID
satiné	2303 lm	4829 lm	3758 lm	7846 lm	3324 lm	6940 lm
jet black & light	718 lm	3244 lm	1171 lm	5259 lm	1036 lm	4652 lm
microprism*	2314 lm	4840 lm	3777 lm	7865 lm	3340 lm	6956 lm
extra comfort	2183 lm	4718 lm	-	-	-	-
asymmetric	1910 lm	4445 lm	3349 lm	7788 lm	2962 lm	6888 lm

COMPARE LIGHT COLOUR 1414 MM, SATINÉ, CRI > 90

4000 K	2303 lm
3000 K	2182 lm

LUMINOUS FLUX (LM) / SYSTEM POWER (W), CRI > 90

4000 K BAP silver matte	low output		high output		dynamicWhite		p.forty seven		
	DI	DI/ID	DI	DI/ID	DI	DI/ID	DI	DI/ID	
1127 mm	1882 lm / 14,7W	3883 lm / 25,6W	3594 lm / 26,6W	7273 lm / 49,2W	3185 lm / 28,2W	6439 lm / 51W	2,6 kg	2,9 kg	2,4 kg
1407 mm	2353 lm / 17,3W	4887 lm / 31,5W	4492 lm / 32,8W	9152 lm / 60,6W	3981 lm / 34,7W	8103 lm / 63,4W	3,1 kg	3,5 kg	2,9 kg
1687 mm	2823 lm / 20,3W	5891 lm / 37,5W	5391 lm / 38,6W	11032 lm / 72,5W	4777 lm / 41,1W	9767 lm / 75,5W	3,5 kg	4,0 kg	3,2 kg
2247 mm	3765 lm / 26,4W	7899 lm / 49,8W	7188 lm / 50,4W	14792 lm / 96,1W	6369 lm / 53,6W	13094 lm / 100,9W	4,4 kg	5,0 kg	4,0 kg
2807 mm	4706 lm / 34,6W	9907 lm / 63,6W	8985 lm / 65,7W	18551 lm / 122,6W	7962 lm / 69,3W	16423 lm / 128,1W	5,6 kg	6,3 kg	5,1 kg
3367 mm	5647 lm / 40,5W	11915 lm / 75,7W	10782 lm / 77,1W	22310 lm / 146,3W	9554 lm / 82,2W	19750 lm / 152,4W	6,3 kg	7,3 kg	5,8 kg
4487 mm	7059 lm / 52,8W	15462 lm / 100,3W	13477 lm / 100,8W	28930 lm / 193,6W	11943 lm / 107,2W	25611 lm / 203,2W	8,1 kg	9,3 kg	7,3 kg

(based on DALI)

COMPARE COVER BAP, CRI > 90

4000 K 1407 mm	low output		high output		dynamicWhite	
	DI	DI/ID	DI	DI/ID	DI	DI/ID
black chrome semi-matte	1906 lm	4440 lm	3639 lm	8299 lm	3225 lm	7347 lm
gold semi-matte	2374 lm	4908 lm	4533 lm	9193 lm	4017 lm	8139 lm
silver semi-matte	2487 lm	5021 lm	4749 lm	9409 lm	4209 lm	8331 lm
copper semi-matte	2365 lm	4899 lm	4515 lm	9175 lm	4001 lm	8123 lm
silver matte	2353 lm	4887 lm	4492 lm	9152 lm	3981 lm	8103 lm

COMPARE LIGHT COLOUR 1407 MM, BAP SILVER MATTE, LOW OUTPUT, CRI > 90

4000 K	2353 lm
3000 K	2237 lm

*Der angegebene Lichtstrom bezieht sich auf die Leuchte mit klarer mikroprismatischer Abdeckung. Die Leuchte wird mit satiniertes Folie zur Erhöhung der Homogenität geliefert (direkt strahlend: -23%, direkt/indirekt strahlend: -11% Lichtstrom).

The indicated luminous flux corresponds to the luminaire with a clear microprismatic diffuser. The luminaire is delivered with a satinized foil for increased homogeneity (direct: -23%, direct-indirect: -11% luminous flux).





p.forty shapes






Hängeleuchte
Pendant luminaire





1 SIZE / SHAPE

-  Square (1170×1170 mm) **11Q**
-  Hexagon (Ø 1200 mm) **12H**






2 COLOUR

-  silver **9006**
-  white **9016**
-  black **9005**
-  RAL of your choice 








3 DIRECT / INDIRECT

-  direct (DI) **1**
-  direct/indirect (DI/ID) **2**



4 LED

-  3000 K, CRI > 80 **830**
-  4000 K, CRI > 80 **840**
-  3000 K, CRI > 90 **930**
-  4000 K, CRI > 90 **940**
-  2700 - 6500 K, dynamic White, CRI > 90 **HCL**

5 OUTPUT / CONTROL

-   low output non-dim **L1**
-   low output DALI **L3**
-   high output DALI **H3**
-  dynamic White **X3**

6 OPTIC

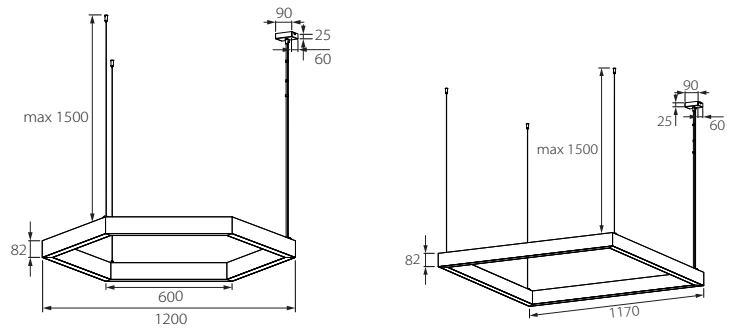
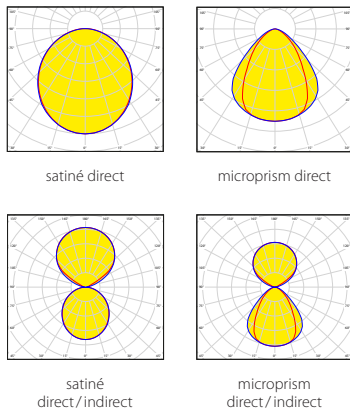
-  satiné **S**
-  microprism* **M**

*UGR-optimised, configure online

P40H1-2C3456

P40H11Q-9016C1840H3S square, 1170×1170 mm, White, 4000K, CRI > 80, high output DALI, satiné (order sample)

► Configure online on KATALOG.PLANLICHT.COM



LUMINOUS FLUX (LM) / SYSTEM POWER (W), CRI > 90

4000K satiné	low output		high output		dynamicWhite		10,7 kg
	DI	DI/ID	DI	DI/ID	DI	DI/ID	
1170 x 1170mm	7435 lm / 58,8W	15812 lm / 104,5W	12047 lm / 92W	25601 lm / 172,9W	10655 lm / 94,8W	22643 lm / 175,7W	8,8 kg
Ø 1200mm	5584 lm / 47,4W	11833 lm / 83,6W	9081 lm / 72,2W	19193 lm / 130,9W	8032 lm / 80,7W	16976 lm / 135,6W	

(based on optic S, DALI)

COMPARE COVER, CRI > 90

4000 K 1170x1170mm	low output		high output		dynamicWhite	
	DI	DI/ID	DI	DI/ID	DI	DI/ID
satiné	7435 lm	15938 lm	12047 lm	25805 lm	10655 lm	22643 lm
microprism*	7472 lm	15575 lm	12107 lm	25866 lm	10708 lm	22696 lm

COMPARE LIGHT COLOUR 1170 x 1170 MM, SATINÉ, CRI > 90


4000 K	7435 lm
3000 K	7046 lm

*Der angegebene Lichtstrom bezieht sich auf die Leuchte mit klarer mikroprismatischer Abdeckung. Die Leuchte wird mit satiniertes Folie zur Erhöhung der Homogenität geliefert (direkt strahlend: -22,8%, direkt/indirekt strahlend: -9,8% Lichtstrom).

The indicated luminous flux corresponds to the luminaire with a clear microprismatic diffuser. The luminaire is delivered with a satinized foil for increased homogeneity (direct: -22,8%, direct-indirect: -9,8% luminous flux).



Down to UGR ≤ 16 | up to 157 lm/W | IEC 62471: Blue light hazard: RG 0 | DALI switchDIM



1 SIZE

1485 × 657 mm	14R
1765 × 657 mm	17R
3445 × 657 mm	34R

2 ACOUSTIC MODULE

	QUIET.FELT anthracite melange	QA
	QUIET.FELT pebble	QP
	QUIET.FELT lime	QL
	QUIET.FELT olive green	QO
	QUIET.FELT rust	QR
	QUIET.FELT blueberry	QU
	Organoid* Mous	QM
	Organoid* Wollä	QW
	Organoid* Wildspitze	QH

3 HOUSING COLOUR

	silver	SI
	white	WS
	black	SW
	RAL of your choice	

4 DIRECT / INDIRECT

	direct (DI)	1
	direct/indirect (DI/ID)	2

5 LED

	3000K, CRI > 80 (not BAP)	830
	4000K, CRI > 80 (not BAP)	840
	3000K, CRI > 90	930
	4000K, CRI > 90	940
	2700 - 6500K dynamicWhite, CRI > 90	HCL

6 OUTPUT / CONTROL

	low output non-dim	L1
	low output DALI	L3
	high output DALI	H3
	dynamicWhite	X3

7 OPTIC

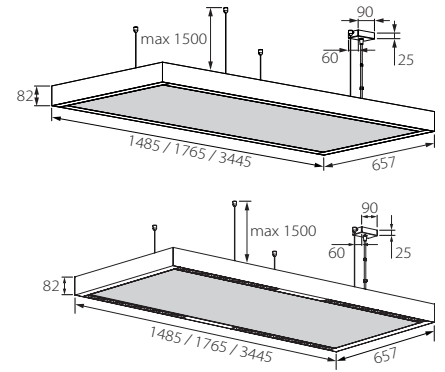
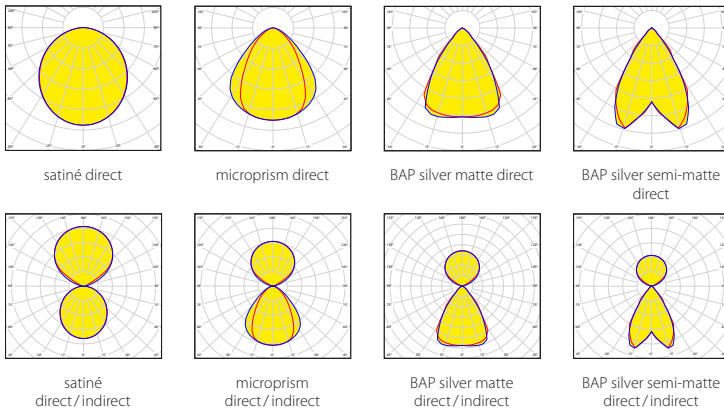
	BAP		
	satiné	S	silver matte* P
	microprism*	M	silver semi-matte* 3
			gold semi-matte* 2
			copper semi-matte* 4
			black chrome semi-matte* 1

* UGR-optimised, configure online

P40H1-2-3C4567

P40H14R-QAWSC1840H3S 1485 × 657 mm, acoustic module anthracite melange, housingWhite, direct, 4000K, CRI > 80, high output DALI, satiné (order sample)

► Configure online on KATALOG.PLANLICHT.COM



LUMINOUS FLUX (LM) / SYSTEM POWER (W), CRI > 90

4000K satiné	low output		high output		dynamicWhite		kg
	DI	DI/ID	DI	DI/ID	DI	DI/ID	
1458 x 657 mm	4652 lm / 34,5W	9971 lm / 64,3W	7577 lm / 56,8W	16183 lm / 108,3W	6702 lm / 57,1W	14314 lm / 108,9W	14,3 kg
1765 x 657 mm	5584 lm / 40,4W	11966 lm / 76,3W	9081 lm / 66,6W	19408 lm / 127,1W	8032 lm / 67,7W	17166 lm / 129,2W	17,4 kg
3445 x 657 mm	110809 lm / 80,9W	23845 lm / 152,6W	17812 lm / 133,2W	38465 lm / 254,2W	15754 lm / 135,3W	34021 lm / 258,3W	31,3 kg

(based on optic S, DALI)

COMPARE COVER, CRI > 90

4000K 1485 x 657 mm	low output		high output		dynamicWhite	
	DI	DI/ID	DI	DI/ID	DI	DI/ID
satiné	4652 lm	9971 lm	7638 lm	16183 lm	6702 lm	14314 lm
microprism*	4676 lm	9995 lm	7676 lm	16221 lm	6736 lm	14348 lm

COMPARE LIGHT COLOUR 1485 x 657 MM, SATINÉ, CRI > 90

4000 K0	4652 lm
3000 K	4409 lm

LUMINOUS FLUX (LM) / SYSTEM POWER (W), CRI > 90

4000K BAP silver matte	low output		high output		dynamicWhite		kg
	DI	DI/ID	DI	DI/ID	DI	DI/ID	
1458 x 657 mm	3765 lm / 31W	8833 lm / 61W	7188 lm / 55W	16509 lm / 114W	6369 lm / 64W	14613 lm / 120W	15,1 kg
1765 x 657 mm	3765 lm / 31W	9900 lm / 67W	7188 lm / 55W	18471 lm / 127W	6369 lm / 64W	16349 lm / 132W	17,2 kg
3445 x 657 mm	7529 lm / 61W	19802 lm / 131W	14375 lm / 108W	36941 lm / 251W	12739 lm / 120W	32698 lm / 258W	30,4 kg

(based on DALI)


COMPARE COVER BAP, CRI > 90

4000K 1485 x 657 mm	low output		high output		dynamicWhite	
	DI	DI/ID	DI	DI/ID	DI	DI/ID
black chrome semi-matte	3050 lm	8118 lm	5823 lm	15144 lm	5160 lm	13404 lm
gold semi-matte	3798 lm	8866 lm	7252 lm	16573 lm	6427 lm	14671 lm
silver semi-matte	3980 lm	9048 lm	7599 lm	16920 lm	6734 lm	14978 lm
copper semi-matte	3783 lm	8851 lm	7224 lm	16545 lm	6401 lm	14645 lm
silver matte	3765 lm	8833 lm	7188 lm	16509 lm	6369 lm	14613 lm

*Der angegebene Lichtstrom bezieht sich auf die Leuchte mit klarer mikroprismatischer Abdeckung. Die Leuchte wird mit satiniertes Folie zur Erhöhung der Homogenität geliefert (direkt strahlend: -22,8%, direkt/indirekt strahlend: -9,8% Lichtstrom).

The indicated luminous flux corresponds to the luminaire with a clear microprismatic diffuser. The luminaire is delivered with a satinized foil for increased homogeneity (direct: -22,8%, direct-indirect: -9,8% luminous flux).


ACOUSTIC ABSORBERS



WILDSPITZE

WOLLÄ

MOUS



ANTHRACITE MELANGE

PEBBLE

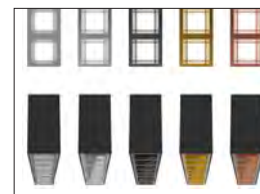
BLUEBERRY

RUST

LIME

OLIVE GREEN

P.FORTY BAP LOUVRE








Down to UGR ≤ 16 | up to 157 lm/W | IEC 62471: Blue light hazard: RG 0 | DALI switchDIM





1 SIZE

574 mm	057
854 mm	085
1134 mm	113
1414 mm	141
1694 mm	169
2254 mm	225
2818 mm	281
3378 mm	337
4498 mm	449






2 COLOUR

	silver	9006
	white	9016
	black	9005
	RAL of your choice	





3 DIRECT/INDIRECT

	direct, 70 mm Profile high (p.forty seven)	0
	direct (DI)	1
	direct/indirect (DI/ID)	2



4 LED

	3000 K, CRI > 80	830
	4000 K, CRI > 80	840
	3000 K, CRI > 90	930
	4000 K, CRI > 90	940
	2700 - 6500 K, dynamicWhite, CRI > 90	HCL

5 OUTPUT/CONTROL

	low output non-dim	L1
	low output DALI	L3
	high output DALI	H3
	dynamicWhite	X3

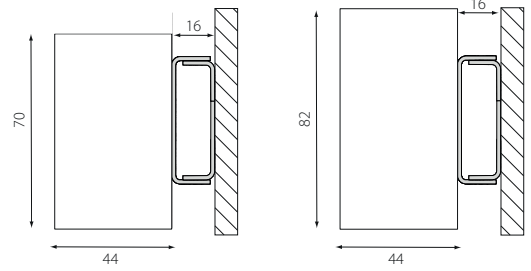
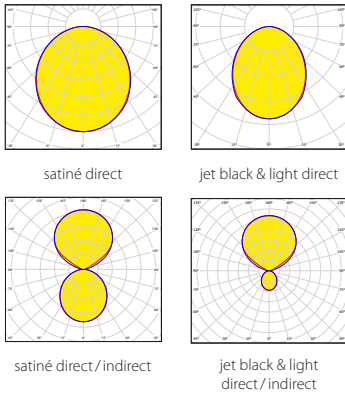
6 OPTIC

	satiné	S
	jet black & light	J

P40W**1-2C3456**

P40W141 - 9016C1840H3S 1414 mm, White, direct, 4000 K, CRI > 80, high output DALI, satiné (order sample)

► Configure online on KATALOG.PLANLICHT.COM



LUMINOUS FLUX (LM) / SYSTEM POWER (W), CRI > 90

4000K satiné	low output		high output		dynamicWhite		p.forty seven		DI
	DI	DI/ID	DI	DI/ID	DI	DI/ID	DI	DI/ID	
574 mm	879lm/ 7,9W	1810lm/ 13,8W	1424lm/ 12W	2930lm/ 21,6W	1260lm/ 13,4W	2592lm/ 22,4W	1,9 kg	2,0 kg	1,8 kg
854 mm	1355lm/ 11,4W	2818lm/ 19,4W	2206lm/ 17,6W	4572lm/ 31,9W	1951lm/ 18,6W	4044lm/ 32,9W	2,3 kg	2,6 kg	2,2 kg
1134 mm	1829lm/ 14,7W	3824lm/ 25,5W	2983lm/ 23W	6210lm/ 42,2W	2639lm/ 23,7W	5493lm/ 42,9W	2,7 kg	3,2 kg	2,6 kg
1414 mm	2303lm/ 17,3W	4829lm/ 31,4W	3758lm/ 28,4W	7846lm/ 52,8W	3324lm/ 28,5W	6940lm/ 53,1W	3,3 kg	3,7 kg	3,1 kg
1694 mm	2775lm/ 20,2W	5833lm/ 37,4W	4529lm/ 33,3W	9477lm/ 62,2W	4005lm/ 33,8W	8382lm/ 63,2W	3,7 kg	4,2 kg	3,4 kg
2254 mm	3716lm/ 26,3W	7838lm/ 49,6W	6060lm/ 43,5W	12729lm/ 83,2W	5360lm/ 44,2W	11259lm/ 87W	4,6 kg	5,2 kg	4,2 kg
2818 mm	4652lm/ 34,4W	9838lm/ 63,4W	7577lm/ 56,6W	15968lm/ 106,8W	6702lm/ 57W	14123lm/ 107,4W	6,0 kg	7,0 kg	5,7 kg
3378 mm	5584lm/ 40,3W	11833lm/ 75,4W	9081lm/ 66,5W	19193lm/ 125,6W	8032lm/ 67,5W	16976lm/ 127,7W	6,9 kg	8,1 kg	6,3 kg
4498 mm	7435lm/ 52,6W	15812lm/ 99,9W	12047lm/ 86,8W	25601lm/ 167,5W	10655lm/ 88,3W	22643lm/ 175,2W	8,6 kg	10,1 kg	7,8 kg

(based on optic S, DALI)

COMPARE COVER, CRI > 90


4000 K 1414 mm	low output		high output		dynamicWhite	
	DI	DI/ID	DI	DI/ID	DI	DI/ID
satiné	2303lm	4829lm	3758lm	7846lm	3324lm	6940lm
jet black & light	718lm	3244lm	1171lm	5259lm	1036lm	4652lm

COMPARE LIGHT COLOUR 1414 MM, SATINÉ, CRI > 90

4000 K	2303lm
3000 K	2182lm



up to 158lm/W | up to 5715lm/m | IEC 62471: Blue light hazard: RG 0 | DALI switchDIM



1 MOUNTING

frame	E
frameless (ALUB only)	F
surface-mounted recessed	A

3 COLOUR

	silver	9006
	aluminium blank (only frameless)	ALUB
	white	9016
	black	9005
	RAL of your choice	

2 SIZE

E		F		A		BAPE		BAPF	
586 mm	058	571 mm	057	574 mm	057	579 mm	057	564 mm	056
866 mm	086	851 mm	085	854 mm	085	859 mm	085	844 mm	084
1146 mm	114	1131 mm	113	1134 mm	113	1139 mm	113	1124 mm	112
1426 mm	142	1411 mm	141	1414 mm	141	1419 mm	141	1404 mm	140
1706 mm	170	1691 mm	169	1694 mm	169	1699 mm	169	1684 mm	168
2266 mm	226	2251 mm	225	2254 mm	225	2259 mm	225	2244 mm	224
2830 mm	283	2815 mm	281	2818 mm	281	2819 mm	281	2808 mm	280
3390 mm	339	3375 mm	337	3378 mm	337	3379 mm	337	3364 mm	336
4510 mm	451	4495 mm	449	4498 mm	449	4499 mm	449	4484 mm	448

4 LED

	3000 K, CRI > 80	830
	4000 K, CRI > 80	840
	3000 K, CRI > 90	930
	4000 K, CRI > 90	940
	2700 - 6500 K dynamic White, CRI > 90	HCL

5 OUTPUT/CONTROL

	low output non-dim	L1
	low output DALI	L3
	high output DALI	H3
	dynamic White	X3

6 OPTIC

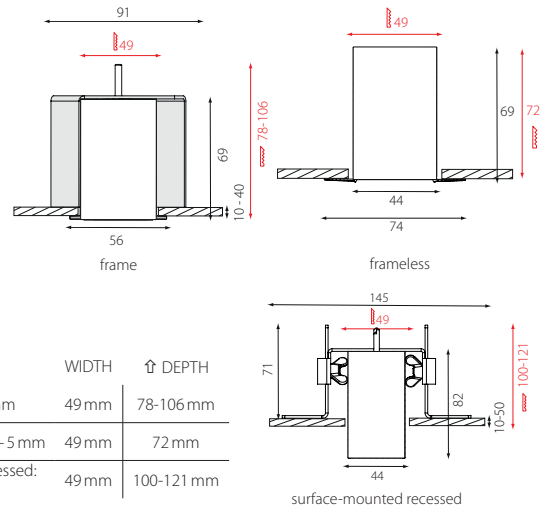
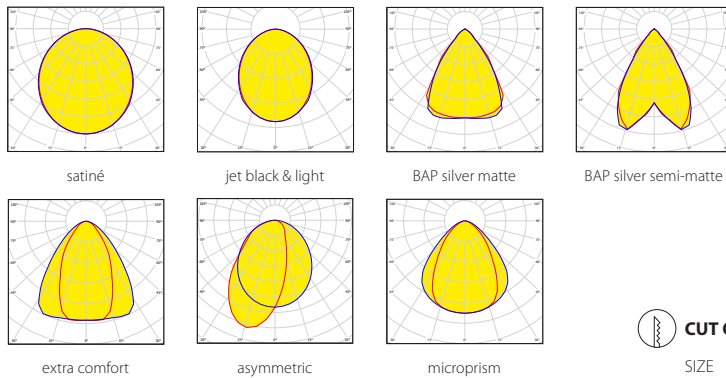
	BAP	
satiné	S silver matte*	P
jet black & light	J silver semi-matte*	3
microprism*	M gold semi-matte*	2
asymmetric	A copper semi-matte*	4
extra comfort microprism* (low output only)	E black chrome semi-matte*	1

* UGR-optimised, configure online

P40 1 2-3 C1 4 5 6

P40E141 - 9016C1840H3S frame, 1426 mm, White, direct, 4000 K, CRI > 80, high output DALI, satiné (order sample)

► Configure online on KATALOG.PLANLICHT.COM



CUT OUT

SIZE	WIDTH	↑ DEPTH
frame: all lengths - 5 mm	49 mm	78-106 mm
frameless: all lengths + 5 mm	49 mm	72 mm
surface-mounted recessed: all lengths + 5 mm	49 mm	100-121 mm

LUMINOUS FLUX (LM) / SYSTEM POWER (W), CRI > 90



4000K satiné	low output	high output	dynamicWhite	A (vario)	E (frame)	F (frameless)
571 / 586 mm	879lm / 7,9W	1424lm / 12W	1260lm / 13,4W	1,5 kg	1,3 kg	1,0 kg
851 / 866 mm	1355lm / 11,4W	2206lm / 17,6W	1951lm / 18,6W	1,9 kg	1,7 kg	1,4 kg
1131 / 1146 mm	1829lm / 14,7W	2983lm / 23W	2639lm / 23,7W	2,4 kg	2,1 kg	1,8 kg
1411 / 1426 mm	2303lm / 17,3W	3758lm / 28,4W	3324lm / 28,5W	2,9 kg	2,6 kg	2,3 kg
1691 / 1706 mm	2775lm / 20,2W	4529lm / 33,3W	4005lm / 33,8W	3,3 kg	2,9 kg	2,7 kg
2251 / 2266 mm	3716lm / 26,3W	6060lm / 43,5W	5360lm / 44,2W	4,2 kg	3,7 kg	3,5 kg
2815 / 2830 mm	4652lm / 34,4W	7577lm / 56,6W	6702lm / 57W	5,6 kg	5,1 kg	4,8 kg
3375 / 3390 mm	5584lm / 40,3W	9081lm / 66,5W	8032lm / 67,5W	6,4 kg	5,8 kg	5,5 kg
4495 / 4510 mm	7435lm / 52,6W	12047lm / 86,8W	10655lm / 88,3W	8,1 kg	7,3 kg	7,0 kg

(based on optic S, DALI)

COMPARE COVER, CRI > 90

4000 K 1414 mm	low output	high output	dynamicWhite
satiné	2303lm	3758lm	3324lm
jet black & light	718lm	1171lm	1036lm
microprism*	2314lm	3777lm	3340lm
extra comfort	2183lm	-	-
asymmetric	1910lm	3349lm	2962lm

COMPARE LIGHT COLOUR 1414 MM, SATINÉ, CRI > 90

4000 K	2303lm
3000 K	2182lm

LUMINOUS FLUX (LM) / SYSTEM POWER (W), CRI > 90



4000K silver matte	low output	high output	dynamicWhite	BAP A (vario)	BAP E (frame)	BAP F (frameless)
564 / 579 mm	941lm / 7,8W	1797lm / 13,8W	1592lm / 15,9W	1,4 kg	1,3 kg	1,0 kg
844 / 859 mm	1412lm / 11,3W	2695lm / 20,2W	2389lm / 22,1W	1,9 kg	1,7 kg	1,4 kg
1124 / 1139 mm	1882lm / 14,7W	3594lm / 26,6W	3185lm / 28,2W	2,3 kg	2,1 kg	1,8 kg
1404 / 1419 mm	2353lm / 17,3W	4492lm / 32,8W	3981lm / 34,7W	2,8 kg	2,5 kg	2,3 kg
1684 / 1699 mm	2823lm / 20,3W	5391lm / 38,6W	4777lm / 41,1W	3,2 kg	2,9 kg	2,6 kg
2244 / 2259 mm	3765lm / 26,4W	7188lm / 50,4W	6369lm / 53,6W	4,1 kg	3,6 kg	3,4 kg
2804 / 2819 mm	4706lm / 34,6W	8985lm / 65,7W	7962lm / 69,3W	5,4 kg	4,8 kg	4,4 kg
3364 / 3379 mm	5647lm / 40,5W	10782lm / 77,1W	9554lm / 82,2W	6,2 kg	5,5 kg	5,1 kg
4484 / 4499 mm	7059lm / 52,8W	13477lm / 100,8W	11943lm / 107,2W	7,9 kg	7,0 kg	6,6 kg

(based on DALI)

COMPARE COVER BAP, CRI > 90

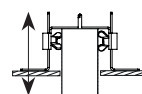
4000 K 1404 / 1419 mm	low output	high output	dynamicWhite
black chrome semi matte	1906lm	3639lm	3225lm
gold semi-matte	2374lm	4533lm	4017lm
silver semi-matte	2487lm	4749lm	4209lm
copper semi-matte	2365lm	4515lm	4001lm
silver matte	2353lm	4492lm	3981lm

COMPARE LIGHT COLOUR 1419 / 1404 MM, BAP SILVER MATTE, LOW OUTPUT, CRI > 90

4000 K	2353lm	-4,9%
3000 K	2237lm	

MANDATORY ACCESSORY FOR SURFACE-MOUNTED RECESSED

P40-MOB-F-1 Recessed-mount-bracket



*Der angegebene Lichtstrom bezieht sich auf die Leuchte mit klarer mikroprismatischer Abdeckung. Die Leuchte wird mit satinierter Folie zur Erhöhung der Homogenität geliefert (-23% Lichtstrom).

The indicated luminous flux corresponds to the luminaire with a clear micropismatic diffuser. The luminaire is delivered with a satinized-foil for increased homogeneity (-23% luminous flux)



p.forty



PROFILE VIEW






BAP LOUVRES



DIFFERENT DIFFUSERS




ANTO+ DOWNLIGHT / WALLWASH



ZENIT SPOTLIGHT INSETS



DIFFERENT HOUSING COLOURS



DIFFERENT COLOUR CABLES




MIX & MATCH MOUNTING TYPES



90° / 135° CONNECTORS AND MORE



P.FUSION














1 OPTIC

	BAP	
satiné, microprism or jet-black & light asymmetric or extra comfort	MS silver matte	PP
RGBW	AE silver semi-matte	PB
	LE gold semi-matte	DG
	copper semi-matte	RK
	black chrome semi-matte	CZ





2 DIRECT / INDIRECT

	direct	1
	direct/indirect (only pendant & Wall)	2
	indirect (only for RGBW)	9

3 LED

	3000 K, CRI > 80 (not for BAP)	830
	4000 K, CRI > 80 (not for BAP)	840
	3000 K, CRI > 90	930
	4000 K, CRI > 90	940
	2700-6500 K, dynamic White	HCL
	RGBW (983/1123/1403 mm & only indirect)	RGB




4 OUTPUT

	low output	L
	high output	H
	dynamic White	X
	RGBW	-W

5 SIZE

	L		BAP	
	H	563 mm	555 mm	055
	X	633 mm		
	-W	703 mm		070
		773 mm		077
		843 mm	835 mm	084
		913 mm		091
		983 mm		098
		1053 mm		105
		1123 mm	1115 mm	112
		1403 mm	1395 mm	139
		1683 mm	1675 mm	167
		2243 mm	2235 mm	223

6 CONTROL

	non-dim	
	DALI	-DA
	Casambi (only RGBW)	-CM

P40-1-2-3-4-5-6

P40-AE1-830L-070 asymmetric or extra comfort, direct, low output, 3000 K, CRI > 80, 703 mm, non-dim (order sample)

► Configure online on KATALOG.PLANLICHT.COM

LUMINOUS FLUX (LM) / SYSTEM POWER (W), 3000 K

	low output CRI > 90	
	DI	DI/ID
	extra comfort (E)	
563 mm	777 lm / 7,9W	1781 lm / 13,8W
633 mm	881 lm / 8,8W	2010 lm / 15,4W
703 mm	986 lm / 9,6W	2239 lm / 16,4W
773 mm	1091 lm / 10,5W	2469 lm / 17,9W
843 mm	1195 lm / 11,4W	2697 lm / 19,4W
913 mm	1300 lm / 12,2W	2926 lm / 20,9W
983 mm	1404 lm / 13W	3155 lm / 22,5W
1053 mm	1509 lm / 13,9W	3384 lm / 24W
1123 mm	1614 lm / 14,7W	3612 lm / 25,5W
1403 mm	2032 lm / 17,3W	4526 lm / 31,4W
1683 mm	2448 lm / 20,2W	5441 lm / 37,4W
2243 mm	3429 lm / 26,3W	7265 lm / 49,6W

LUMINOUS FLUX (LM) / SYSTEM POWER (W), 4000 K

	low output CRI > 90	
	DI	DI/ID
	extra comfort (E)	
563 mm	834 lm / 7,9W	1852 lm / 13,8W
633 mm	946 lm / 8,8W	2090 lm / 15,4W
703 mm	1058 lm / 9,6W	2329 lm / 16,4W
773 mm	1172 lm / 10,5W	2567 lm / 17,9W
843 mm	1284 lm / 11,4W	2805 lm / 19,4W
913 mm	1396 lm / 12,2W	3043 lm / 20,9W
983 mm	1510 lm / 13W	3281 lm / 22,5W
1053 mm	1622 lm / 13,9W	3519 lm / 24W
1123 mm	1734 lm / 14,7W	3758 lm / 25,5W
1403 mm	2182 lm / 17,3W	4708 lm / 31,4W
1683 mm	2631 lm / 20,2W	5660 lm / 37,4W
2243 mm	2587 lm / 26,3W	7558 lm / 49,6W

LUMINOUS FLUX (LM) / SYSTEM POWER (W), 3000 K

asymmetric (A)	low output CRI > 90		high output CRI > 90	
	DI	DI/ID	DI	DI/ID
563 mm	679 lm / 7,9W	1874 lm / 13,8W	1181 lm / 7,9W	3195 lm / 13,8W
633 mm	771 lm / 8,8W	2114 lm / 15,4W	1344 lm / 8,8W	3609 lm / 15,4W
703 mm	862 lm / 9,6W	2355 lm / 16,4W	1506 lm / 9,6W	4024 lm / 16,4W
773 mm	954 lm / 10,5W	2597 lm / 17,9W	1668 lm / 10,5W	4438 lm / 17,9W
843 mm	1046 lm / 11,4W	2838 lm / 19,4W	1830 lm / 11,4W	4852 lm / 19,4W
913 mm	1137 lm / 12,2W	3078 lm / 20,9W	1991 lm / 12,2W	5265 lm / 20,9W
983 mm	1229 lm / 13W	3319 lm / 22,5W	2153 lm / 13W	5679 lm / 22,5W
1053 mm	1321 lm / 13,9W	3560 lm / 24W	2314 lm / 13,9W	6092 lm / 24W
1123 mm	1412 lm / 14,7W	3801 lm / 25,5W	2476 lm / 14,7W	6505 lm / 25,5W
1403 mm	1778 lm / 17,3W	4762 lm / 31,4W	3117 lm / 17,3W	8154 lm / 31,4W
1683 mm	2142 lm / 20,2W	5724 lm / 37,4W	3757 lm / 20,2W	9802 lm / 37,4W
2243 mm	2868 lm / 26,3W	7644 lm / 49,6W	5027 lm / 26,3W	13088 lm / 49,6W

LUMINOUS FLUX (LM) / SYSTEM POWER (W), 4000 K

asymmetric (A)	low output CRI > 90		high output CRI > 90	
	DI	DI/ID	DI	DI/ID
563 mm	729 lm / 7,9W	1949 lm / 13,8W	1269 lm / 7,9W	3403 lm / 13,8W
633 mm	828 lm / 8,8W	2210 lm / 15,4W	1444 lm / 8,8W	3843 lm / 15,4W
703 mm	926 lm / 9,6W	2450 lm / 16,4W	1618 lm / 9,6W	4285 lm / 16,4W
773 mm	1025 lm / 10,5W	2701 lm / 17,9W	1793 lm / 10,5W	4725 lm / 17,9W
843 mm	1123 lm / 11,4W	2951 lm / 19,4W	1966 lm / 11,4W	5166 lm / 19,4W
913 mm	1222 lm / 12,2W	3202 lm / 20,9W	2140 lm / 12,2W	5606 lm / 20,9W
983 mm	1320 lm / 13W	3453 lm / 22,5W	2313 lm / 13W	6046 lm / 22,5W
1053 mm	1419 lm / 13,9W	3703 lm / 24W	2487 lm / 13,9W	6486 lm / 24W
1123 mm	1517 lm / 14,7W	3953 lm / 25,5W	2660 lm / 14,7W	6925 lm / 25,5W
1403 mm	1909 lm / 17,3W	4954 lm / 31,4W	3349 lm / 17,3W	8683 lm / 31,4W
1683 mm	2301 lm / 20,2W	5955 lm / 37,4W	4037 lm / 20,2W	10436 lm / 37,4W
2243 mm	3081 lm / 26,3W	7952 lm / 49,6W	5402 lm / 26,3W	13935 lm / 46,6W

LUMINOUS FLUX (LM) / SYSTEM POWER (W), 2700-6500 K

asymmetric (A)	dynamicWhite CRI > 90	
	DI	DI/ID
563 mm	969 lm / 7,9W	3010 lm / 13,8W
633 mm	1101 lm / 8,8W	3400 lm / 15,4W
703 mm	1235 lm / 9,6W	3789 lm / 16,4W
773 mm	1367 lm / 10,5W	4180 lm / 17,9W
843 mm	1500 lm / 11,4W	4568 lm / 19,4W
913 mm	1632 lm / 12,2W	4959 lm / 20,9W
983 mm	1765 lm / 13W	5348 lm / 22,5W
1053 mm	1897 lm / 13,9W	5737 lm / 24W
1123 mm	2029 lm / 14,7W	6126 lm / 25,5W
1403 mm	2556 lm / 17,3W	7679 lm / 31,4W
1683 mm	3081 lm / 20,2W	9231 lm / 37,4W
2243 mm	4122 lm / 26,3W	12324 lm / 49,6W

RGBW

indirect

400 lm/m

983 / 1123 / 1403 mm

figures lm & W in 3000K (830)



6,1 W/m

EMERGENCY ADD-ONS

P40-NOT-3H-LED



3h battery

P40-NOT-ZVS-INOTEC

INOTEC monitoring component for central current supply (direct 983 mm / direct/indirect 1403 mm only)

LUMINOUS FLUX (LM) / SYSTEM POWER (W), 3000 K


BAP silver matte	low output CRI > 90		high output CRI > 90	
	DI	DI/ID	DI	DI/ID
555 mm	895 lm / 7,8W	1781 lm / 13,8W	1708 lm / 13,8W	3335 lm / 25,1W
835 mm	1342 lm / 14,7W	2733 lm / 25,6W	2563 lm / 26,6W	5120 lm / 49,2W
1115 mm	1790 lm / 20,3W	3687 lm / 37,5W	3417 lm / 38,6W	6904 lm / 72,5W
1395 mm	2237 lm / 20,3W	4639 lm / 37,5W	4271 lm / 38,6W	8688 lm / 72,5W
1675 mm	2684 lm / 26,4W	5591 lm / 49,8W	5125 lm / 50,4W	10472 lm / 96,1W
2235 mm	3579 lm / 26,4W	7498 lm / 49,8W	6834 lm / 50,4W	14041 lm / 96,1W

LUMINOUS FLUX (LM) / SYSTEM POWER (W), 4000 K

BAP silver matte	low output CRI > 90		high output CRI > 90	
	DI	DI/ID	DI	DI/ID
555 mm	941 lm / 7,8W	1876 lm / 13,8W	1797 lm / 13,8W	3514 lm / 25,1W
835 mm	1412 lm / 14,7W	2880 lm / 25,6W	2695 lm / 26,6W	5393 lm / 49,2W
1115 mm	1882 lm / 20,3W	3883 lm / 37,5W	3594 lm / 38,6W	7273 lm / 72,5W
1395 mm	2353 lm / 20,3W	4887 lm / 37,5W	4492 lm / 38,6W	9152 lm / 72,5W
1675 mm	2823 lm / 26,4W	5891 lm / 49,8W	5391 lm / 50,4W	11032 lm / 96,1W
2235 mm	3765 lm / 26,4W	7899 lm / 49,8W	7188 lm / 50,4W	14792 lm / 96,1W

LUMINOUS FLUX (LM) / SYSTEM POWER (W), 2700-6500 K

BAP silver matte	dynamicWhite CRI > 90	
	DI	DI/ID
555 mm	1592 lm / 15,9W	3111 lm / 26,5W
835 mm	2389 lm / 28,2W	4775 lm / 51W
1115 mm	3185 lm / 41,1W	6439 lm / 75,5W
1395 mm	3981 lm / 41,1W	8103 lm / 75,5W
1675 mm	4777 lm / 53,6W	9767 lm / 100,9W
2235 mm	6369 lm / 53,6W	13094 lm / 100,9W



IGZ CAMPUS FALKENBERG | DEUTSCHLAND

IGZ CAMPUS FALKENBERG | GERMANY

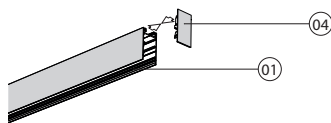
Produkt: p.forty
 Foto: © David Franck, Ostfildern |
 Architekten: J. Mayer H. und Partner, Architekten MBB

Product: p.forty
 Foto: © David Franck, Ostfildern |
 Architects: J. Mayer H. and Partner, Architekten MBB

PENDANT | WALL |
SURFACE

01 PROFILE HOUSING

H=82 mm	H=70 mm
P40-PRO1-9006	P40-PRO0-9006
P40-PRO1-9016	P40-PRO0-9016
P40-PRO1-9005	P40-PRO0-9005



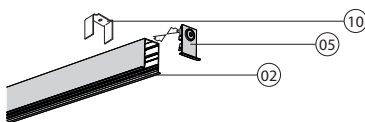
04 END CAP

H=82 mm	H=70 mm
P40-END1-9006	P40-END0-9006
P40-END1-9016	P40-END0-9016
P40-END1-9005	P40-END0-9005

RECESSED FRAME

02 PROFILE HOUSING

P40-PROE-9006
P40-PROE-9016
P40-PROE-9005



05 END CAP

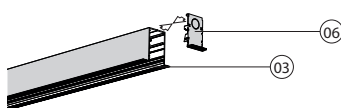
P40-ENDE-9006
P40-ENDE-9016
P40-ENDE-9005

RECESSED FRAMELESS

03 PROFILE HOUSING

P40-PROF-ALUB

Meterware; Maximale Teilprofillänge: 4500 mm
Sold by the metre; maximum section length: 4500 mm



06 END CAP

P40-ENDF-ALUB

07 BLANK COVER DIRECT

P40-BLI-9006
P40-BLI-9016
P40-BLI-9005

08 BLANK COVER INDIRECT

P40-BL2-9006
P40-BL2-9016
P40-BL2-9005

Meterware
Sold by the metre

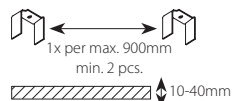
09 DIFFUSER

P40-DIF-S (satiné)
P40-DIF-J (jet-black & light)
P40-DIF-M (microprism)
P40-DIF-E (extra comfort)
P40-DIF-A-BLACK (asymmetric)

Meterware; Maximale Teilprofillänge: 4500 mm |
Sold by the metre; maximum section length: 4500 mm

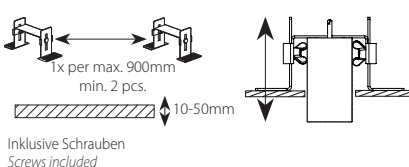
10 RECESSED-MOUNT BRACKET

P40-MOB-E-1



11 RECESSED-MOUNT BRACKET

P40-MOB-F-1



Inklusive Schrauben
Screws included

12 FEED-TROUGH WIRING FOR BLANK COVER

P40-DV-BLI

Meterware
Sold by the metre

13 BRIDGING FOR LIGHT SOURCES

P40-DV-R
max. 2250mm

14 SEGMENT CONNECTOR

P40-LIN
Paarweise; Inklusive Inbusschrauben
In pairs; Hexagon socket screws included

15 3-PHASE TRACK

1100 mm	2100 mm
P40-3PH-110-AL	P40-3PH-210-AL
P40-3PH-110-WS	P40-3PH-210-WS
P40-3PH-110-SW	P40-3PH-210-SW

Inkl. Einspeisung u. Endabdeckung
Power supply and end cap included

16 MITRE CUT

horizontal	P40-HOR-90	90°
	P40-HOR-135	135°
vertical	P40-VER-90	90°

Inklusive Verbinder
Connectors included

17 CROSS CONNECTOR

P40-KV1	90°	pendant/surface
P40-KVE	90°	recessed FRAME
P40-KVF	90°	recessed FRAMELESS

18 T-CONNECTOR

P40-TV1	90°	pendant/surface
P40-TVE	90°	recessed FRAME
P40-TVF	90°	recessed FRAMELESS

25C CADDYCLIPS (T24)

P40-SEI-150-CC 1500 mm

26 LIGHT SOURCES

Details on page 30

19 WALL BRACKET

P40-WAB-E-1



P40-WAB-M-1



20 CONNECTION TERMINAL

P40-ANS5

5-pole

P40-ANS7

7-pole

Inkl. Zubehör; eine Klemme pro Einspeisung; Klemmbereich 0,75-2,5 mm²
Accessories incl.; one terminal per power supply; clamping range 0.75-2.5 mm²

21 CONNECTION SET

P40-DVS

7-pole for dimming

22 POWER SUPPLY WITH CANOPY

P40-EIN-3

3x0,75 mm²

P40-EIN-5

5x0,75 mm²

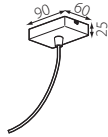
P40-EIN-7

7x0,75 mm²

P40-EIN-7-Q1,5

7x1,50 mm²

1750 mm

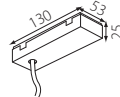


23 POWER SUPPLY WITH DESIGN CANOPY

P40-EIN-5-DB

1750 mm

5x0,75 mm²



24 POWER FEED 3-PHASE-TRACK

P40-EIN-3PH-WS

3x1,50 mm²

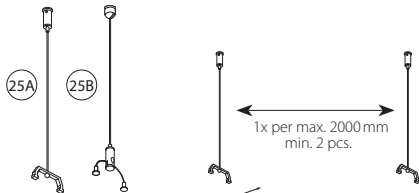
P40-EIN-3PH-SW

3x1,50 mm²

2500 mm

Inkl. 3-Phasen-Universaladapter
3 phase universal adapter incl.

25 SUSPENSION CABLES



1x per max. 2000 mm
min. 2 pcs.

25A RAPID TENSIONER

P40-SEI-150

1500 mm

P40-SEI-600

6000 mm

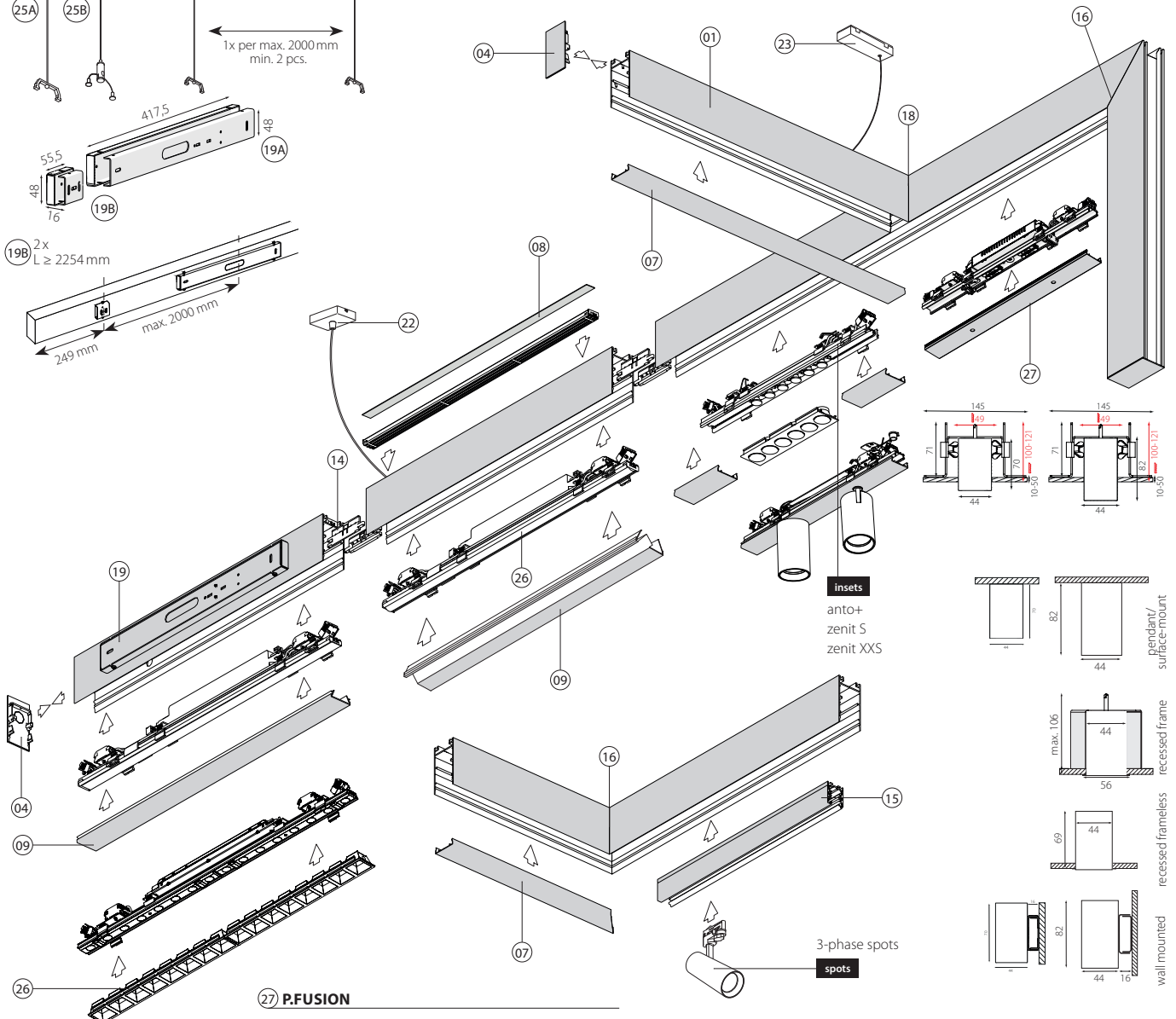
25B RAPID TENSIONER FOR INCLINED CEILINGS

P58-SEI-200

1500 mm

P58-SEI-600

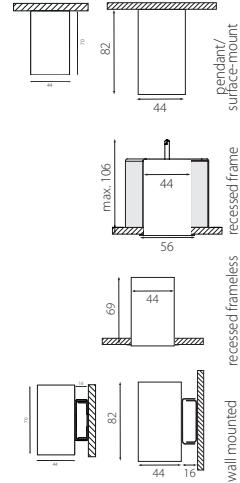
6000 mm



insets

anto+
zenit S
zenit XXS

3-phase spots
spots




27 P.FUSION

Details on page 41

■ silver □ white ■ black ■ aluminium

anto+ inset for p.forty & pure 3 systems

Systeme | Downlight Inset p.forty & pure 3
Systems | Downlight Inset p.forty & pure 3



1 SYSTEM

pure 3	33
p.forty	40

2 SPOTS

2 spots	02
4 spots	04
6 spots (2x 100 mm Blind Cover)	06
8 spots (2x 100 mm Blind Cover)	08
12 spots (2x 100 mm Blind Cover)	12
18 spots	18
30 spots	30




3 LENS TUBE COLOUR

high-gloss silver	B	black matte	N
silver matte	P	glaring gold	D
high-gloss gold	G	capital cooper	R
high-gloss cooper	K	gunnery grey	Y
white matte	W	high gloss black chrome	Z



4 MASK COLOUR

high-gloss silver	B	black matte	N
silver matte	P	glaring gold	D
high-gloss gold	G	capital cooper	R
high-gloss cooper	K	gunnery grey	Y
white matte	W	high gloss black chrome	Z
		(for p.forty only)	



5 LED

	2700 K, CRI > 90	927
	3000 K, CRI > 90	930
	4000 K, CRI > 90	940
	2700-6500 K, dynamicWhite, CRI > 90	HCL
	12/18/30 spots	



6 OUTPUT

	medium output	M
	dynamicWhite	X

7 DIM

	non-dim	1
	DALI	3

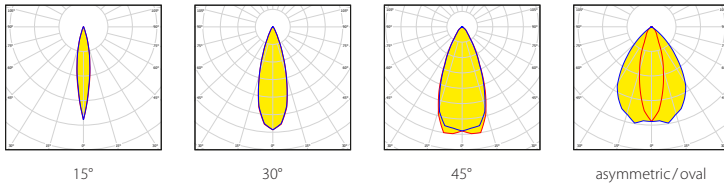
8 BEAM ANGLE

	15°	1
	30°	3
	45°	4
	asymmetric/oval	A

P-A 1-2 3 4 5 6 7 8

P40-A18-PZ940M14 Inset 18 spots, for p.forty, lens tube silver matte, mask high gloss black chrome, 4000 K, CRI > 90, medium output, non-dim, beam angle 45° (order sample)

► Configure online on KATALOG.PLANLICHT.COM



LUMINOUS FLUX (LM) / ANTO+ / LENS TUBE SILVER MATTE, CRI >90

	2700K				3000K				4000K				dynamicWhite			
	15°	30°	45°	asym.	15°	30°	45°	asym.	15°	30°	45°	asym.	15°	30°	45°	asym.
2 spots	241 lm	220 lm	184 lm	193 lm	246 lm	224 lm	188 lm	197 lm	256 lm	234 lm	196 lm	205 lm	-	-	-	-
4 spots	478 lm	435 lm	365 lm	382 lm	487 lm	444 lm	372 lm	390 lm	507 lm	463 lm	389 lm	406 lm	-	-	-	-
6 spots	737 lm	672 lm	564 lm	590 lm	752 lm	685 lm	575 lm	602 lm	783 lm	714 lm	600 lm	627 lm	-	-	-	-
8 spots	990 lm	901 lm	756 lm	791 lm	1008 lm	919 lm	770 lm	807 lm	1050 lm	958 lm	805 lm	840 lm	-	-	-	-
12 spots	1526 lm	1391 lm	1167 lm	1221 lm	1557 lm	1418 lm	1190 lm	1246 lm	1621 lm	1478 lm	1242 lm	1298 lm	752 lm	685 lm	575 lm	602 lm
18 spots	2211 lm	2016 lm	1692 lm	1770 lm	2256 lm	2055 lm	1725 lm	1806 lm	2349 lm	2142 lm	1800 lm	1181 lm	1128 lm	1028 lm	863 lm	903 lm
30 spots	3685 lm	3360 lm	2820 lm	2950 lm	3760 lm	3425 lm	2875 lm	3010 lm	3915 lm	3570 lm	3000 lm	3135 lm	1880 lm	1713 lm	1438 lm	1505 lm

COMPARE LENS TUBE ANTO+ INSET 18 SPOTS

lens tube	4000K			
	15°	30°	45°	asym.
high-gloss silver	2511 lm	2307 lm	2112 lm	2303 lm
silver matte	2349 lm	2142 lm	1800 lm	1881 lm
high-gloss gold	2496 lm	2289 lm	2109 lm	2277 lm
high-gloss copper	2472 lm	2280 lm	2106 lm	2213 lm
white matte	2451 lm	2256 lm	1965 lm	2150 lm
black matte	2250 lm	2040 lm	1590 lm	1587 lm
glaring gold	2310 lm	2094 lm	1683 lm	1746 lm
capital copper	2286 lm	2067 lm	1608 lm	1665 lm
gunnery grey	2340 lm	2106 lm	1689 lm	1755 lm
high-gloss black chrome	2238 lm	2056 lm	1883 lm	2053 lm

SYSTEM POWER (W) / WEIGHT



	non dim DALI		Inset p.forty		Inset pure 3	
	dyn.White		non-dim	DALI/HCL	non-dim	DALI/HCL
	2 spots	4,1W		0,1 kg		0,1 kg
4 spots	7,7W		0,1 kg		0,1 kg	
6 spots	10W		0,3 kg	0,4 kg	0,3 kg	0,4 kg
8 spots	14W		0,5 kg	0,5 kg	0,5 kg	0,5 kg
12 spots	19W	11W	0,5 kg	0,6 kg	0,6 kg	0,6 kg
18 spots	29W	17W	0,6 kg	0,6 kg	0,6 kg	0,7 kg
30 spots	47W	27W	1,0 kg	1,0 kg	1,0 kg	1,0 kg

VARIATIONS ANTO+ INSETS

	MEDIUM OUTPUT		DYNAMIC
	non-dim	DALI	WHITE
2 spots	●	-	-
4 spots	●	-	-
6 spots	●*	●*	-
8 spots	●*	●*	-
12 spots	●*	●*	●*
18 spots	●	●	●
30 spots	●	●	●

* blind cover



Down to UGR ≤ 16 | up to 94 lm/W | IEC 62471: Blue light hazard: RG ≤ 1 | DALI switchDIM

COMPARE LENS TUBES / ANTO+ INSET 18 SPOTS

lens tube	2700K				3000K				4000K				dynamicWhite			
	15°	30°	45°	asym.	15°	30°	45°	asym.	15°	30°	45°	asym.	15°	30°	45°	asym.
silver matte	2211lm	2016lm	1692lm	1770lm	2256lm	2055lm	1725lm	1806lm	2349lm	2142lm	1800lm	1881lm	1128lm	1028lm	863lm	903lm
high-gloss silver	2364lm	2169lm	1986lm	2124lm	2412lm	2211lm	2025lm	2166lm	2511lm	2307lm	2112lm	2303lm	1206lm	1106lm	1013lm	1083lm
white 9016	2307lm	2124lm	1848lm	1944lm	2352lm	2166lm	1884lm	1983lm	2451lm	2256lm	1965lm	2150lm	1177lm	1083lm	943lm	991lm
black 9005	2118lm	1920lm	1497lm	1494lm	2160lm	1959lm	1527lm	1524lm	2250lm	2040lm	1590lm	1587lm	1080lm	979lm	763lm	762lm
high-gloss gold	2349lm	2154lm	1983lm	2121lm	2397lm	2196lm	2022lm	2163lm	2496lm	2289lm	2109lm	2277lm	1198lm	1097lm	1011lm	1082lm
high gloss copper	2325lm	2145lm	1983lm	2067lm	2373lm	2187lm	2022lm	2109lm	2472lm	2280lm	2106lm	2213lm	1186lm	1094lm	1011lm	1054lm
glaring gold	2172lm	1971lm	1584lm	1644lm	2214lm	2010lm	1617lm	1677lm	2310lm	2094lm	1683lm	1746lm	1108lm	1005lm	808lm	838lm
capital copper	2151lm	1944lm	1512lm	1566lm	2193lm	1983lm	1542lm	1596lm	2286lm	2067lm	1608lm	1665lm	1097lm	991lm	771lm	799lm
gunnery grey	2202lm	1980lm	1590lm	1650lm	2247lm	2019lm	1623lm	1683lm	2340lm	2106lm	1689lm	1755lm	1123lm	1010lm	811lm	842lm
high gloss black chrome	2244lm	2043lm	1716lm	1803lm	2289lm	2085lm	1749lm	1839lm	2385lm	2172lm	1824lm	1914lm	1144lm	1042lm	875lm	920lm



NOBLESTYLE GRAZ | ÖSTERREICH

Produkt: anto+ insets
Fotos: © Alexander Kuenzel

NOBLESTYLE GRAZ | AUSTRIA

Product: anto+ insets
Photos: © Alexander Kuenzel



zenit S inset & p.fusion for p.forty & pure 3 systems

Systeme | Inset
Systems | Inset





1 SYSTEM

p.forty	P40
pure 3	P33

2 SPOTS

1 spot	1
2 spots	2




3 TUBE COLOUR

 gold	G
 black	S







4 HOUSING COLOUR

 white	W
 black	S

5 BLANK COVER COLOUR

 silver	SI
 white	WS
 black	SW



6 LED

 3000 K, CRI > 80	830
 4000 K, CRI > 80	840
 2700 K, CRI > 90	927
 3000 K, CRI > 90	930
 3500 K, CRI > 90	935
 4000 K, CRI > 90	940


7 OUTPUT

 low output	L
 high output	H

8 CONTROL

 non-dim	1
 DALI	3

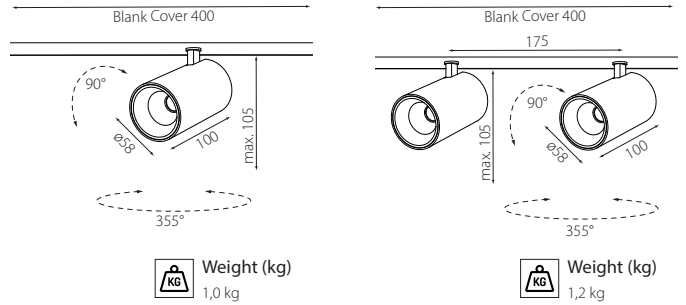
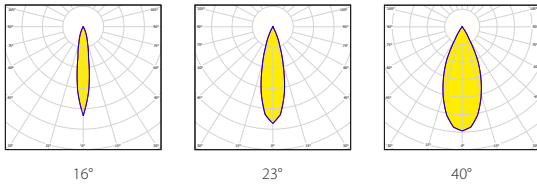
9 BEAM

 16°	1
 23°	2
 40°	4

1-2-3-4-5-6-7-8-9

P33-Z2S-GSW5940H32 pure 3 system, 2 spots, tube colour gold, black housing, White blank cover, CRI > 90, 4000K, high output, DALI dim, 23° (order sample)

► Configure online on KATALOG.PLANLICHT.COM



Weight (kg)
1,0 kg

Weight (kg)
1,2 kg

LUMINOUS FLUX (LM) / SYSTEM POWER (W)*

	low output (7,4W)						high output (10,5W)					
	16°		23°		40°		16°		23°		40°	
	gold	black	gold	black	gold	black	gold	black	gold	black	gold	black
LF830 3000K	882lm	868lm	819lm	805lm	821lm	801lm	1143lm	1125lm	1061lm	1044lm	1064lm	1038lm
LF840 4000K	926lm	911lm	860lm	846lm	862lm	841lm	1201lm	1181lm	1114lm	1096lm	1118lm	1090lm
LF927 2700K	724lm	712lm	672lm	661lm	674lm	657lm	938lm	923lm	871lm	857lm	874lm	852lm
LF930 3000K	908lm	893lm	842lm	829lm	845lm	824lm	1180lm	1160lm	1095lm	1077lm	1098lm	1071lm
LF935 3500K	933lm	918lm	866lm	852lm	869lm	847lm	1213lm	1193lm	1125lm	1107lm	1129lm	1101lm
LF940 4000K	936lm	921lm	868lm	854lm	871lm	850lm	1216lm	1197lm	1129lm	1111lm	1133lm	1105lm

* figures per single spot

OPTIONAL ACCESSORY

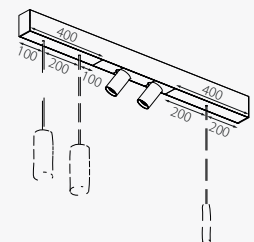
- Honeycomb glare protection **S10-BLE-58**
- Oval spot lens **S10-OZL-58**
- Clear protective glass **S10-SGL-58**
- Blur glass **S10-WGL-58**



Reflektortauschwerkzeuglos möglich.
Passive Kühlung. Komplettrahler inklusive Reflektor und Converter.
Replacement of the reflector Without any tools.
Passive cooling. Complete spotlight including reflector and converter.

P.FUSION FOR P.FORTY & PURE 3
(ONLY FOR SURFACE AND RECESSED - MOUNTED PROFILES (L = 400 MM))

1 SYSTEM	2 QUANTITY	3 BLANK COVER
p.forty	P40	1 white WS
pure 3	P33	2 black SW
		silver SI
4 TECHNOLOGY/OUTPUT	5 CONTROL	
High voltage (230V AC)	HV non-dim	1
Constant current	CC* DALI	3
1-FSN 2 3 4 5		
P40-FSN2WSHV1 p.forty fusion, 2 cable grommets, symmetrical, blank cover White, high voltage, non-dim (order sample)		
*5 - 30W, 250 / 400 / 550 / 700mA via dip-switch		




Down to UGR ≤ 16 | up to 126lm/W | IEC 62471: Blue light hazard: RG ≤ 1 | DALI push switchDIM

zenit XXS inset

for p.forty & pure 3 systems

Systeme | Inset
Systems | Inset



1 SYSTEM

p.forty	P40
pure 3	P33

2 SPOT MOUNTING

variable	B
pendant	H

3 SPOTS

1 spot	1
2 spots	2

4 COLOUR

	silver	SISI
	white	WSWS
	black	SWSW

5 LED

	2700K, CRI > 90	927
	3000K, CRI > 90	930
	4000K, CRI > 90	940

6 CONTROL

	non-dim	1
	DALI	3

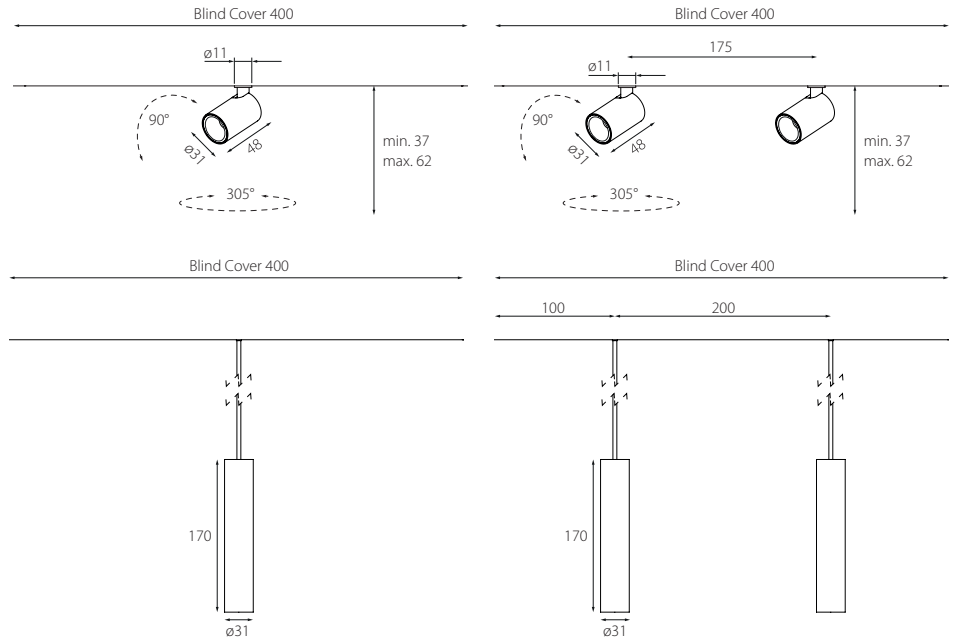
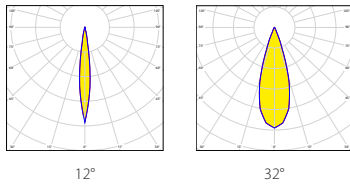
7 BEAM

	12°	1
	32°	3

1-BZ 2-S 3-N 4 5-X 6 7

P40-BZH52NWSWS927X11 p.forty system, pendant, 2 spots, White housing and spot, CRI > 90, 2700K, non-dim, 12° (order sample)

► Configure online on KATALOG.PLANLICHT.COM



LUMINOUS FLUX (LM) / SYSTEM POWER (W)


	12°		32°	
	1 spot (7W)	2 spots (11,5W)	1 spot (7W)	2 spots (11,5W)
LF927 2700 K	183 lm	366 lm	272 lm	544 lm
LF930 3000 K	189 lm	378 lm	280 lm	560 lm
LF940 4000 K	197 lm	394 lm	292 lm	584 lm

WEIGHT

	p.forty	pure 3
1 spot	0,4 kg	0,5 kg
2 spots	0,5 kg	0,6 kg
1 pendant	0,6 kg	0,7 kg
2 pendants	0,8 kg	0,9 kg








Down to UGR ≤ 16 | up to 51 lm/W | IEC 62471: Blue light hazard: RG ≤ 1 | DALI push switchDIM








1 SIZE

574 mm	057
854 mm	085
1134 mm	113
1414 mm	141

2 HOUSING COLOUR

	silver	9006
	white	9016
	black	9005
	RAL of your choice	




3 LED

	3000 K, CRI > 80	830
	4000 K, CRI > 80	840
	3000 K, CRI > 90	930
	4000 K, CRI > 90	940
	2700 - 6500 K dynamic White, CRI > 90	HCL





4 OUTPUT

	low output	L
	high output	H
	dynamic White	X

5 CONTROL

	non-dim (not dynamic White)	1
	DALI Eutrac 3	3
	LKM DALI / Stucchi OneTrack / Global Pulse	G

6 OPTIC

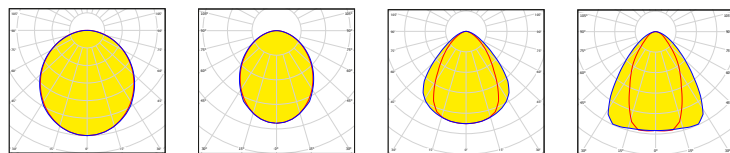
	satiné	S
	jet black & light	J
	microprism*	M
	extra comfort microprism* (low output only)	E

** UGR-optimised, configure online*

P40S 1-2 C1 3 4 5 6

P40S085-9005C1830HGS 854 mm, housing black, 3000 K, CRI > 80, high output, LKM DALI / Stucchi OneTrack / Global Pulse, satiné (order sample)

► [Configure online on KATALOG.PLANLICHT.COM](https://www.planlicht.com)

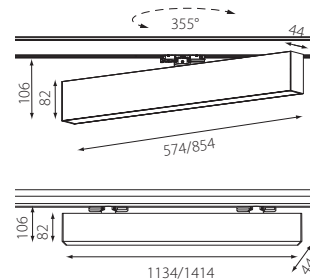


satiné


jet black & light

microprism

extra comfort



LUMINOUS FLUX (LM) / SYSTEM POWER (W), CRI > 90

4000K satiné	low output	high output	dynamicWhite	 1,5 kg
574 mm	879lm / 7,9W	1424lm / 12W	1260lm / 13,4W	
854 mm	1355lm / 11,4W	2206lm / 17,6W	1951lm / 18,6W	
1134 mm	1829lm / 14,7W	2983lm / 23W	2639lm / 23,7W	
1414 mm	2303lm / 17,3W	3758lm / 28,4W	3324lm / 28,5W	

(based on DALI Eutrac)

COMPARE COVER, CRI > 90

4000K 1414 mm	low output	high output	dynamicWhite
satiné	2303lm	3758lm	3324lm
jet black & light	718lm	1171lm	1036lm
microprism*	2314lm	3777lm	3340lm
extra comfort	2183lm	-	-

COMPARE LIGHT COLOUR 1414 MM, SATINÉ, CRI > 90


4000K	2303lm
3000K	2182lm

*Der angegebene Lichtstrom bezieht sich auf die Leuchte mit klarer mikroprismatischer Abdeckung. Die Leuchte wird mit satinierter Folie zur Erhöhung der Homogenität geliefert (-23% Lichtstrom).
The indicated luminous flux corresponds to the luminaire with a clear microprismatic diffuser. The luminaire is delivered with a satinized-foil for increased homogeneity (-23% luminous flux).



FARBKARTEN | GEHÄUSE & KABEL

COLOUR CHARTS | HOUSING & CABLES



Optionale Ausführung | *Optional version*

Einspeiskabel
Suspension cable

1750 mm
5 x 0,75 mm²

▷ white	*-EIN-WHITE
▶ black	*-EIN-BLACK
▶ red	*-EIN-RED
▷ iron	*-EIN-IRON
▷ gold	*-EIN-GOLD
▷ silver	*-EIN-SILVER



Transparentes Kabel inkl. (Standard Version) | *Transparent cable included (standard version)*

für besondere Anfragen | *for special requests*



RAL NACHWAHL | OPTIONALE GEHÄUSEFARBEN


RAL OF YOUR CHOICE | OPTIONAL HOUSING COLOURS



RAL 1001	RAL 1003	RAL 1004	RAL 1013	RAL 1014	RAL 1015	RAL 1016	RAL 1018	RAL 1019	RAL 1021
RAL 1023	RAL 1035	RAL 1036	RAL 2000	RAL 2001	RAL 2003	RAL 2008	RAL 2009	RAL 3000	RAL 3002
RAL 3003	RAL 3009	RAL 3011	RAL 3013	RAL 3016	RAL 3018	RAL 3020	RAL 3031	RAL 3032	RAL 3033
RAL 4005	RAL 4010	RAL 4011	RAL 4012	RAL 5002	RAL 5004	RAL 5010	RAL 5012	RAL 5013	RAL 5018
RAL 5023	RAL 5024	RAL 5025	RAL 5026	RAL 6013	RAL 6014	RAL 6017	RAL 6018	RAL 6019	RAL 6027
RAL 6034	RAL 7001	RAL 7004	RAL 7006	RAL 7011	RAL 7012	RAL 7013	RAL 7015	RAL 7016	RAL 7021
RAL 7022	RAL 7024	RAL 7030	RAL 7031	RAL 7032	RAL 7035	RAL 7037	RAL 7038	RAL 7039	RAL 7043
RAL 7044	RAL 7047	RAL 7048	RAL 8003	RAL 8011	RAL 8012	RAL 8016	RAL 8017	RAL 8019	RAL 8024
RAL 8024	RAL 8029	RAL 9001	RAL 9002	RAL 9011	RAL 9017	RAL 9022			
							Gunnery GREY	Capital COPPER	Glaring GOLD

FARBKARTEN | DIFFUSOREN & OPTIKEN


COLOUR CHARTS | DIFFUSERS & OPTICS



FARBKARTEN | QUIET-PRODUKTLINIE: ABSORBER

COLOUR CHARTS | QUIET PRODUCT LINE: ABSORBERS


ORGANOID®



WILDSPITZE
[vɪltʃpɪtsə]




WOLLÄ
[ˈvɔlə]



MOUS
[ˈmæʊz]

FELT.QUIET



ANTHRACITE MELANGE




RUST




PEBBLE



LIME



BLUEBERRY



OLIVE GREEN

WICHTIGE HINWEISE

Dieser Katalog richtet sich ausschliesslich an gewerbliche Kunden. Die in diesem Katalog angegebenen Werte sind Bemessungswerte und unterliegen produktionsbedingten Toleranzen*. Alle angeführten Angaben – insbesondere Grössen-, Material-, Farb- und technische Angaben – entsprechen dem Stand zum Zeitpunkt des Drucks und dienen ausschliesslich zur Information. Der Herausgeber haftet nicht für Satz- und Druckfehler sowie für Abweichungen der Produkte von Abbildungen und Angaben. PLANLICHT behält sich vor, jederzeit ohne Ankündigung Änderungen an Produkten vor zu nehmen. Es gelten die Allgemeinen Geschäftsbedingungen der planlicht GmbH & Co KG, die unter WWW.PLANLICHT.COM/AGB-LANDING/ eingesehen werden können.

Technische Kennzahlen, angeführte Werte und die Piktogramme betreffen zumindest einen aber nicht zwingend alle Artikel der jeweiligen Leuchtenfamilie, exakte Angaben je Artikel finden Sie im Online-Katalog bzw. in PLANLICHT-Verkaufsbelegen und Datenblättern.

WEEE-Reg.-Nr. DE 54728470

* Leistung, Lichtstrom und Farbtemperatur unterliegen durch den Einsatz von elektronischen Bauteilen produktionsbedingten Toleranzen. Toleranzen Leistung und Lichtstrom: +/- 10%. Toleranz Farbtemperatur: +/- 150K. Lichtstrom dynamisch Weiss bei 2700K.

IMPORTANT REMARKS

This catalogue is reserved for professionals only. The values published in this catalogue are rated values, which can slightly change for reasons related to the production process*. The published data such as dimensions, materials, colours and technical data are valid at time of printing, and exclusively provided for informational purposes. The editor takes no responsibility for typographical and print errors, as well as for any differences in the products, pictures and data. PLANLICHT reserves the right to change the products at any time and without any notice. The Terms and Conditions of planlicht GmbH & Co KG (available on WWW.PLANLICHT.COM/AGB-LANDING/) shall apply.

Key technical specifications, listed values as well as the pictogram bar relate to at least one but not necessarily all items of the respective luminaire family, exact details for each item can be found in the online web catalogue or in PLANLICHT sales documents and data sheets.

* The power output, luminous flux and colour temperature can be slightly different due to specific electronic components used in the manufacturing process. The power output and luminous flux can differ by +/- 10%. The colour temperature can differ by +/- 150K. Luminous flux dynamic white at 2700K.

RELEVANTE INFORMATIONEN AUF EINEN BLICK

- Allgemeine Geschäfts- & Lieferbedingungen – Die Grundlage unserer Zusammenarbeit
- Garantie 66 – Das Qualitätsversprechen im Detail
- Technische Hinweise – Wichtige Informationen zur Planung
- Produktseiten – So lesen Sie unsere Übersichten
- Artikelnummer – Die Logik hinter dem Code
- Piktogramme – Die Symbole und ihre Bedeutung



RELEVANT INFORMATION AT A GLANCE

- Terms & Conditions – The Basis of Our Cooperation
- Guarantee 66 – Our Commitment to Quality
- Technical Notes – Essential Guidance for Planning
- Product Pages – How to Read Our Overviews
- Article Number – The Logic Behind the Code
- Pictograms – The Meaning Behind the Symbols

NOTLICHT | EMERGENCY LIGHTING

NOTLICHTTAUGLICHE VARIANTEN ERHÄLTlich | EMERGENCY LIGHTING AVAILABLE



P.FORTY direct

Length luminaire	LO	HO	HCL
563 mm	-	-	-
633 mm	-	-	-
703 mm	-	-	-
773 mm	-	-	-
843 mm	-	-	-
913 mm	-	-	-
983 mm	-	-	-
1053 mm	●	●	-
1123 mm	●	●	●
1403 mm	●	●	●
1683 mm	●	●	●
2243 mm	●	●	●

P.FORTY direct / indirect

Length luminaire	LO	HO	HCL
563 mm	-	-	-
633 mm	-	-	-
703 mm	-	-	-
773 mm	-	-	-
843 mm	-	-	-
913 mm	-	-	-
983 mm	-	-	-
1053 mm	-	●	-
1123 mm	●	●	●
1403 mm	●	●	●
1683 mm	●	●	●
2243 mm	●	●	●

P.FORTY direct - asymmetric

Length luminaire	LO	HO	HCL
563 mm	-	-	-
633 mm	-	-	-
703 mm	-	-	-
773 mm	-	-	-
843 mm	-	-	-
913 mm	-	-	-
983 mm	-	-	-
1053 mm	●	●	-
1123 mm	●	●	●
1403 mm	●	●	●
1683 mm	●	●	●
2243 mm	●	●	●

P.FORTY direct / indirect - asymmetric

Length luminaire	LO	HO	HCL
563 mm	-	-	-
633 mm	-	-	-
703 mm	-	-	-
773 mm	-	-	-
843 mm	-	-	-
913 mm	-	-	-
983 mm	-	-	-
1053 mm	-	●	-
1123 mm	●	●	●
1403 mm	●	●	●
1683 mm	●	●	●
2243 mm	●	●	●

- Notlichttaugliche Variante erhältlich | Emergency lighting available
- Notlichttaugliche Variante nicht erhältlich | Emergency lighting not available

Erstladung Initial charging	Schnellladung Quick charging	Erhaltungsladung Trickle charging
1,5W	1,5W	1,5W

SENSORS

Stand alone, ambient light & motion detection
BLINDADECKUNG | BLANK COVER



P.FORTY HCL

Length luminaire
+70 mm

IMPRINT

Publisher: planlicht GmbH & Co. KG, Vomp
Creative Concept: Katrin Atzinger
Graphic Design: Beatrice Praxmarer, Christoph Höflinger
Print: Kraller Druck, Vahrn (BZ)
 © 2026



6134 Vomp, Austria, Au 25
 Tel. +43-5242-71608, Fax +43-5242-71283
 info@planlicht.com
 WWW.PLANLICHT.COM



P.FORTY —

WWW.PLANLICHT.COM